

- 福建安波电机集团有限公司
 ABLE ELECTRIC MOTOR GROUP CO., LTD.
 地址: 福安市世纪大道312号1幢101B
 Add: 101B, Building 1, No. 312, Century Avenue, Fu'an City, Fujian Province, China
 电话: 400-6511-039
 Tel: 400-6511-039
- 安波电机(宁德)有限公司
 ABLE ELECTRIC (NINGDE) CO., LTD.
 地址: 宁德市东侨经济开发区漳湾工业园金湾路9号
 Add: No.9, Jinwan Road, Zhangwan Industrial Zone, Dongqiao Economic Development Area, Ningde City, Fujian Province
- 上海汇波智能控制设备股份有限公司
 SHANGHAI HOPE ELECTRIC MOTOR & CONTROL CO., LTD
 地址: 浦东新区祝桥镇卫亭路158号
 Add: No. 158 Wei Ting Road, Pudong New Area, Shanghai
- 福安市闽东安波电器有限公司
 FUAN ABLE ELECTRIC CO., LTD.
 地址: 福建省福安市秦溪洋工业园区
 Add: Qingxiyang Industrial Zone, Fuan City, Fujian Province, China



www.ablecn.com

marketing@ablecn.com



Aluminum/Cast iron Low Voltage Motor Specification

铝壳/铸铁壳低压电机



ISO9001 ISO14001 ISO45001



Aluminum/Cast iron





ABLE[®]
ABLE MOTOR
www.ablecn.com

Able Electric Motor Group., Ltd. was established in 1993. It is a leading enterprise of the small and medium-sized motor and one of the top three aluminum housing motor manufacturers in China. It integrates R&D, production and sales together and own three manufacturing bases, Able Electric Motor (Ningde) Co., Ltd., Shanghai Hope Electric Motor & Control Co., Ltd., and Fu'an Able Electric Co., Ltd. The company has achieved ISO9001, ISO14001, and ISO45001 management system certificates and CNAS laboratory accreditation certificate.

The company mainly produced single and three phase induction motor, three phase permanent magnet synchronous motor, brake motor, variable pole multi-speed motor, BLDC motor and tailor-made motor according to customer special requirements. The products have achieved CE, UKCA, UL, CSA, KC, CCC and China energy conservation certification, etc. Able can supply high efficiency motor of IE3, IE4 and IE5 according to new efficiency standard. Able motor products has features of energy saving, good performance, high reliability, and low noise, etc. The products have been used for centrifugal water supply pump, piping pump, metering pump, chemical pump, swimming pool circulation pump, vacuum pump, blower, gear reducer, air compressor, crane, mining machinery, engineering machinery, textile machinery, hydraulic equipment and automation equipment, etc. that widely used in industry, agriculture, commercial and residential fields.

Able motor has developed stable and reliable partnership with many customers including global top 500, multinational companies and leading enterprises of each field. Able motor products sell well in domestic market and more than 30 countries and regions in the world. All staffs of Able group sincerely welcome the friends all over the world come to negotiate cooperation.

安波电机集团创建于1993年，是中国中小电机龙头企业 and 三大铝壳电机生产厂家之一，集研发、生产、销售为一体，拥有安波电机（宁德）有限公司、上海汇波智能控制设备股份有限公司、福安市闽东安波电器有限公司三个生产基地。公司通过了ISO9001、ISO14001、ISO45001等管理体系认证和CNAS实验室资质认可。

公司的主要产品系列有单、三相交流异步电机、高效永磁同步电机、电磁制动电机、双速电机、无刷直流电机等，并根据客户要求定制化开发。公司产品拥有欧盟CE、英国UKCA、美国UL、加拿大CSA、韩国KC、中国CCC以及高效节能产品认证等，安波电机可按照新的电机能效标准提供IE3、IE4和IE5的高效节能产品，具有高效节能、性能优异、运行可靠、噪音低等特点，广泛应用于楼宇供水水泵、管道泵、计量泵、化工泵、泳池循环泵、真空泵、风机、减速机、空压机、起重机械、矿山机械、工程机械、纺织机械、液压设备、自动化设备等工业、农业、商业和民用领域。

公司通过优质的产品和服务已经成为许多世界500强、跨国公司和行业领先企业的长期合作伙伴，产品畅销全国并出口到世界三十多个国家和地区。安波电机全体员工竭诚欢迎各界新老朋友到安波参观洽谈协商合作。



▪ 宁德工厂 Ningde Factory



▪ 上海市工厂 Shanghai Factory



▪ 福建福安工厂 FuAn Factory



多年来在各级领导关心支持下，在国内外各界朋友支持爱护下，公司坚持“为顾客提供一流产品，为员工提供发展空间，共同创造社会繁荣”为宗旨，打造“负责使人更信任”的核心价值观，实施“以科技为先导、以品质求发展，为员工谋福利”的战略步骤而迅速发展。

只要相聚就会有收获，安波愿以自己的真诚和实力成为您的忠实朋友！

With the years of care and support of leaders at all levels and friends from all walks of life at home and abroad, ABLE develops rapidly by adhering to the aim of "provide customers with first-class products, provide development space for employees, and create social prosperity jointly", building core value of "responsibility creates trust", and implementing the strategic steps of "science and technology as the guide, develop with quality, and seek benefits for employees".



宁静致远，安波电机
 核心价值观：负责、分享、创新、包容
 我们的使命：让电机科技驱动社会进步
 我们的愿景：使安波成为电机应用行业细分市场的领导者

Be quiet, Be permanent
 Core Value: Responsible, Sharing, Innovative, Tolerant
 Mission: ABLE motor motivates the social improvement
 Vision: To be a leader in niche market of motor application



ABLE[®]
 ABLE MOTOR
www.ablecn.com



ISO9001、ISO14001、ISO45001三体系证书
ISO9001、ISO14001、ISO45001 Management System Certificates

CNAS实验室资质认可
CNAS Laboratory Accreditation Certificates



产品认证 Product Certificates



UKCA

CE-IE3(EMC)

CCC YE3(中文)

CCC YE3(英文)



KC

BV

CE

UL



IE4节能证书
IE4 Energy Conservation Certificates

IE4中国能效标识
IE4 China Energy Label

IE5中国能效标识
IE5 China Energy Label

目录 CONTENT

- P06 产品主要应用领域
Main Application of Motors
- P07 电机选型基础知识
General Information About Motor Selection
- P21 MS系列(铝壳)三相异步电动机
MS series aluminum housing three phase induction motor
- P25 MSHE系列(铝壳)三相异步电动机
MSHE series aluminum housing three phase induction motor
- P26 MSE3系列(铝壳)三相异步电动机
MSE3 series aluminum housing three phase induction motor
- P30 MSE3系列(铝壳)韩国市场三相异步电动机
MSE3 series aluminum housing three phase induction motor for South Korean market
- P32 MSE4系列(铝壳)三相异步电动机
MSE4 series aluminum housing three phase induction motor
- P36 MC系列(铝壳)单相电容启动异步电动机
MC series aluminum housing single phase capacitor start induction motor
- P38 MY系列(铝壳)单相电容运转异步电动机
MY series aluminum housing single phase capacitor running induction motor
- P40 MY2系列(铝壳)单相电容运转异步电动机
MY2 Series (aluminum Housing) single Phase Capacitor Running Induction Motor
- P41 ML系列(铝壳)单相双值电容运转异步电动机
ML series aluminum housing single phase dual-value capacitor induction motor
- P43 ML2系列(铝壳)单相双值电容异步电动机
ML2 Series (aluminum Housing) single Phase Dual-value Capacitor Induction Motor
- P44 MSEJ-AC系列(铝壳)三相交流电磁制动电动机
MSEJ-AC series aluminum housing three phase AC electromagnetic brake motor
- P48 MSEJ-DC系列(铝壳)三相直流电磁制动电动机
MSEJ-DC series aluminum housing three phase DC electromagnetic brake motor
- P51 Y2系列(铸铁壳)三相异步电动机
Y2 series cast iron three phase induction motor
- P57 Y2HE系列(铸铁壳)三相异步电动机
Y2HE series cast iron three phase induction motor
- P60 YE3系列(铸铁壳)三相异步电动机
YE3 series cast iron three phase induction motor
- P64 YE3系列(铸铁壳)韩国市场三相异步电动机
YE3 series cast iron three phase induction motor for South Korean market
- P68 YE4系列(铸铁壳)三相异步电动机
YE4 series cast iron three phase induction motor
- P74 TYT4系列(铸铁壳)三相永磁同步电动机
TYT4 series cast iron three phase permanent magnet synchronous motor
- P76 YD系列(铸铁壳)变极多速三相异步电动机
YD series cast iron variable pole multi-speed three phase induction motor
- P80 电机产品技术要求调查表
Motor Technical Requirements Survey
- P81 色卡
The Colour Series

产品主要应用领域 Main Applications of Motor



楼宇供水
Building water supply



减速机
Gear reducer



起重机械
Crane



畜牧风机
Animal husbandry circulation fan



喷涂机
Spraying equipment



液压设备
Hydraulic equipment



真空泵
Vacuum pump



地坪研磨
Floor grinding equipment



纺织机械
Textile machinery



空压机
Air compressor



石材机械
Stone machinery



风力发电
Wind power generation

电机选型基础知识 General Information About Motor Selection

参考标准 Reference standards

标准名称 Standard title	IEC标准 IEC standard	相关GB标准 Relative GB standard
旋转电机: 定额和性能 General regulations for rotation and electrical machines-Part 1: Rating and performance	IEC60034-1	GB/T755
旋转电机损耗与效率确定的标准测试方法(不包括牵引车辆) Rotating electrical machines-Part 1:Standard methods for determining losses and efficiency from tests (excluding machines for traction vehicles)	IEC60034-2	GB/T 1032
旋转电机的防护等级 Degrees of protection for rotating	IEC60034-5	GB/T 4942.1
旋转电机的冷却方法 Cooling methods for rotation electrical machines	IEC60034-6	GB/T 1993
旋转电机结构型式、安装型式及接线盒位置的分类(IM代码) Rotating electrical machines - Classification of types of construction, mounting arrangements and terminal box position for(IM Code)	IEC60034-7	GB/T 997
旋转电机的线端标志和旋转方向 Terminal markings and direction rotation of rotating electrical machines	IEC60034-8	GB/T 1971
旋转电机第9部分: 噪声限值 Rotating electrical machines-Part 9:Noise limits	IEC60034-9	GB/T10069.3
单速三相笼型感应电动机的起动性能 Rotation electrical machines-Part 12: Starting performance of single-speed three phase cage induction motors	IEC60034-12	GB/T 21210
旋转电机的机械振动 Mechanical vibrations of rotating electrical machines	IEC60034-14	GB/T 10068
旋转电机: 电网供电的交流电动机效率分级 (IE代码) Rotating electrical machines-Part 30-1: Efficiency classes of line operated AC motors (IE code)	IEC60034-30	GB/T32891.1
通用三相感应电动机标准尺寸和输出功率 AC induction motors for general use with standardized dimensions and power	IEC60072-1	GB/T 4772.1
电气绝缘的耐热性评定和分级 Electrical insulation-Thermal classification	IEC60085	GB/T 11021
IEC标准电压 IEC standard voltage	IEC60038	GB/T 156
YE3系列(IP55)三相异步电动机技术条件(机座号63~355) YE3 series (IP55) three phase induction motor technical specification (Frame size 63~355)		GB/T28575
YE4系列(IP55)三相异步电动机技术条件(80~450) YE4 series (IP55) three phase induction motor technical specification (Frame size 80~450)		JB/T13299
中小型旋转电机通用安全要求 Safety requirements of small and medium size rotating electrical machines		GB/T14711

铭牌信息 Nameplate

1	20	19	18	17	1 商标标识 Trade mark/Logo
2					2 电机型号 Product model
3					3 额定功率 Rated output (kW)
4					4 额定电压 Rated voltage (V)
5					5 额定电流 Rated current (A)
6					6 额定转速 Rated speed (r/min)
7					7 电机重量 Weight (Kg)
					8 功率因数 Power factor
					9 接法 Connection method
					10 公司名称 Company name
					11 生产序列号 Series number of production
					12 产品执行标准 Product Standard
					13 生产日期 Production date
					14 频率 Frequency
					15 绝缘等级 Insulation class
					16 工作制 Duty
					17 产品认证标识 Product certification
					18 效率 Efficiency value
					19 产品类别 Description of motor type
					20 防护等级 Protection grade
					21 能效等级 Efficiency grade
					22 产品节能认证 Energy saving certification
					23 认证编号 certification number
					24 安装方式 mounting type
					25 轴承型号 Bearing type


产品型号含义说明 Description of product model

YE3 - 250M - 1 - 4

- 极数
Pole number
- 铁芯长度代号
Code of core length
- 数字为机座中心高，字母为机座长度代号
Number represents center height, letter represents housing length
- 产品系列，如MSE3系列、YE4系列等
Product series, such as MSE3 series, YE4 series, etc.

机械特性 Mechanical characteristics

接线盒 Connection box & cable entry



接线盒标准位置处于机座顶端，出线口朝向可4x90° 旋转安装，以方便电缆从不同方向接入。一般接线盒都有两个进线孔，其中一个进线口采用螺套密封，另一个不使用，或用闷盖密封。

接线盒除标准位置外，还可以放置在电机机壳（从轴伸端看）的左侧或者右侧。

The connection box is located on the top of motor housing as standard. It is allowed to rotated by 4x90° for easy connection from each direction. Normally, there are 2 cable entries in connection box. One is sealed by a cable gland, the another is not used or sealed by screwed plug.

Besides the standard position, the connection box can be also placed on the left and right side of motor housing.

轴承 Bearing

• 轴承类型 Bearing type

标准电机以配置深沟球轴承为主，这些轴承可以是密封的或开式的。

开式轴承需要配可润滑注油端盖一起使用。

Standard series of motors are supplied with ball bearing. These are either of the sealed or opened bearings. The open bearings will be used with re-greasable type of end shields together.

• 轴承润滑 Bearing lubrication

功率 Power	推荐再润滑时间间隔 Recommended re-greasing time interval (小时/hours)		
	2P	4P	6P
(千瓦/kW)			
7.5~22	4200	7000	8500
30~45	3100	6500	8500
55	2000	6000	7000
75~90	2000	6000	6500
110~200	1500	5500	6500
250~355	1000	4000	5000

开式轴承的再润滑时间根据电机运行的转速和轴承温度相关，表格中给出了不同极数和在70°C轴承工作温度条件下推荐的再润滑时间间隔。

小规格的电机通常采用预先润滑好的密封轴承。

The lubrication interval of re-greasable bearings depends on the running speed of the motor and the bearing temperature. The table below shows the recommended lubrication intervals for 70°C as a working temperature of the bearings of each pole of motor.

Smaller motors usually have greased, sealed-for-life bearings.

● 轴承寿命 Bearing nominal lifetime

通常，轴承的使用寿命取决于轴承规格、轴承载荷、运行条件、转速以及润滑脂寿命。

当电动机水平安装，不受轴向力，在50Hz下正常运行的情况下，电动机的轴承理论计算寿命至少能够达到40,000小时。在承受最大容许载荷的情况下，其寿命也至少有20,000小时。

当电动机在非正常条件下运行时，轴承的寿命会缩短。如下面几种情况：

- 当电动机的运行速度高于额定速度时，由于电动机的振动增大，使得轴承受到额外的径向力和轴向力，导致其寿命减少；
- 当环境或设备等因素引起电动机振动增大时，同样轴承也会因此受到额外的径向力和轴向力，而导致寿命减少；
- 当环境温度每升高10℃，润滑脂寿命以及再润滑时间缩短一半。

Generally, the bearing lifetime is defined by the bearing size, the bearing load, the operating condition, the speed and the grease lifetime.

The bearing lifetime of motors with horizontal type of construction, operated at 50Hz frequency is at least 40,000 hours theoretically if there is no additional axial loading at the coupling output and at least 20,000 hours with the maximum admissible loads.

When the motor operates outside of normal conditions, the bearing life will be reduced, such as the following conditions.

- When motor runs beyond the rated speed, the increase of motor vibration will result in the extra radial and axial force on bearing. This will reduce the life of bearing;
- When the motor vibration increase due to the environment or other equipment, the bearing also will reduce the life of bearing;
- If the coolant temperature is increased by 10℃, the grease lifetime and re-greasing interval is halved.

● 铸铁壳 Cast iron housing

电机系列 Motor series	机座号 Frame size	极数 Pole	前轴承 DE Bearing	后轴承 NDE Bearing	驱动端油封 Oil-seal	非驱动端油封 Oil-seal	螺套规格 Gland Size
					Drive end	Non-drive end	
Y2/Y2HE/YE3/YE4	80	2/4/6/8	6204	6204	φ 20x φ 34x7	φ 20x φ 34x7	MG20x1.5
Y2/Y2HE/YE3/YE4	90	2/4/6/8	6205	6205	φ 25x φ 37x7	φ 25x φ 37x7	MG20x1.5
Y2/Y2HE/YE3/YE4	100	2/4/6/8	6206	6206	φ 30x φ 44x7	φ 30x φ 44x7	MG20x1.5
Y2/Y2HE/YE3/YE4	112	2/4/6/8	6206	6206	φ 30x φ 44x7	φ 30x φ 44x7	MG25x1.5
Y2/Y2HE/YE3/YE4	132	2/4/6/8	6208	6208	φ 40x φ 58x8	φ 40x φ 58x8	MG25x1.5
Y2/Y2HE/YE3/YE4	160	2	6209	6209	φ 62x φ 45x8	φ 62x φ 45x8	MG32x1.5
Y2/Y2HE/YE3/YE4		4/6/8	6309				
Y2/Y2HE/YE3/YE4	180	2	6311	6211	φ 72x φ 55x8	φ 72x φ 55x8	MG32x1.5
Y2/Y2HE/YE3/YE4		4/6/8	6311				
Y2/Y2HE/YE3/YE4	200	2	6212	6212	φ 75x φ 60x8	φ 75x φ 60x8	MG40x1.5
Y2/Y2HE/YE3/YE4		4/6/8	6312				
Y2/Y2HE/YE3/YE4	225	2	6312	6312	φ 75x φ 60x8	φ 75x φ 60x8	MG40x1.5
Y2/Y2HE/YE3/YE4		4/6/8	6313				
Y2/Y2HE/YE3/YE4	250	2	6313	6313	φ 85x φ 65x12	φ 85x φ 65x12	MG40x1.5
Y2/Y2HE/YE3/YE4		4/6/8	6314				
Y2/Y2HE/YE3/YE4	280	2	6314	6314	φ 90x φ 70x12	φ 90x φ 70x12	MG63x1.5
Y2/Y2HE/YE3/YE4		4/6/8	6317				
Y2/Y2HE/YE3/YE4	315	2	6317	6317	φ 110x φ 85x12	φ 110x φ 85x12	MG63x1.5
Y2/Y2HE/YE3/YE4		4/6/8	NU319	6319	φ 120x φ 95x12	φ 120x φ 95x12	MG63x1.5
Y2/Y2HE/YE3/YE4	355	2	6319	6319	φ 120x φ 95x12	φ 120x φ 95x12	MG72x2
Y2/Y2HE/YE3/YE4		4/6/8	Nu322	6322	φ 130x φ 110x12	φ 130x φ 110x12	MG72x2

常用标准电机的轴承、轴封、螺套型号配置
Bearing, shaft seal and gland type of normal motor

● 铝壳 Aluminium housing

电机系列 Motor series	机座号 Frame size	极数 Pole	前轴承 DE Bearing	后轴承 NDE Bearing	驱动端油封 Oil-seal	非驱动端油封 Oil-seal	螺套规格 Gland Size
					Drive end	Non-drive end	
MS/MSHE/MSE3/MSE4	56	2/4/6/8	6201	6201	φ 12x φ 22x5	φ 12x φ 22x5	MG16x1.5
MS/MSHE/MSE3/MSE4	63	2/4/6/8			φ 12x φ 24x7	φ 12x φ 24x7	
MS/MSHE/MSE3/MSE4	71	2/4/6/8			φ 15x φ 28x7	φ 15x φ 28x7	
MS/MSHE/MSE3/MSE4	80	2/4/6/8	6204	6204	φ 20x φ 34x7	φ 20x φ 34x7	MG20x1.5
MS/MSHE/MSE3/MSE4	90	2/4/6/8	6205	6205	φ 25x φ 37x7	φ 25x φ 37x7	
MS/MSHE/MSE3/MSE4	100	2/4/6/8	6206	6206	φ 30x φ 44x7	φ 30x φ 44x7	
MS/MSHE/MSE3/MSE4	112	2/4/6/8	6306	6306	φ 40x φ 58x8	φ 40x φ 58x8	MG25x1.5
MS/MSHE/MSE3/MSE4	132	2/4/6/8	6308	6308			
MS/MSHE/MSE3/MSE4	160	2/4/6/8	6309	6209			

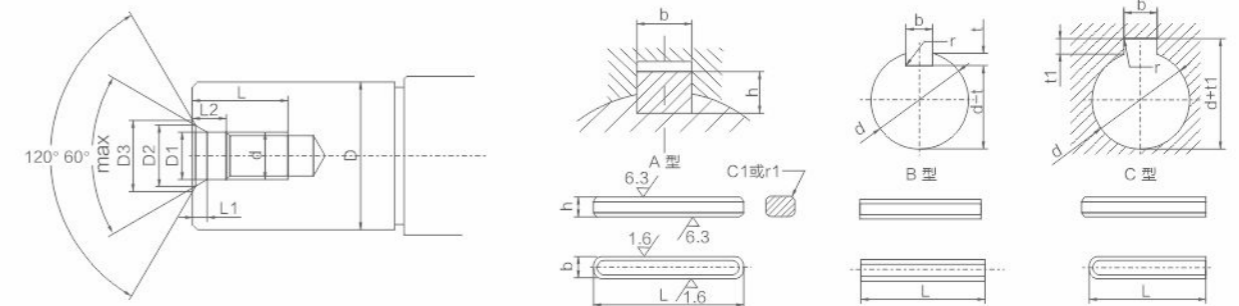
轴伸中心孔与键槽尺寸 Center hole and key slot dimensions of shaft extension

电动机轴的轴伸端有中心孔和键槽，用于与电动机负载通过联轴器进行联接。键槽的型式主要有三种，A型、B型和C型。标准电机一般采用A型键槽。

中心孔和键槽的尺寸参见下表

On shaft extension end, there are center hole and key slot for the connection with load through coupling. There are three types of slot, type A, B and C. Type A is adopted as key slot for standard motor.

The dimensions of center hole and key slot please refer to table below.



序号 No	机座号 Frame size	中心孔 Center hole	键槽宽度 key slot width (mm)	键槽深度 key slot depth (mm)	序号 No	机座号 Frame size	中心孔 Center hole	键槽宽度 key slot width (mm)	键槽深度 key slot depth (mm)
1	56	M4*10	3	1.8	9	160	M16*36	12	5
2	63	M4*10	4	2.5	10	180	M16*36	14	5.5
3	71	M5*13	5	3	11	200	M20*42	16	6
4	80	M6*16	6	3.5	12	225	M20*42	18	7
5	90	M8*24	8	4	13	250	M20*42	18	7
6	100	M10*28	8	4	14	280	M20*42	20	7.5
7	112	M10*28	8	4	15	315	M20*42	22	9
8	132	M12*30	10	5	16	355	M24*50	25	9

备注：部分特别型号与表格不一致时，以双方技术协议为准
Notes: special requirements follow the agreement between both parties.

防护等级 Protection degree

安波标准电机采用IP55防护等级，防护等级具体内容参见图示说明

ABLE standard motor adopts IP55 protection degree. The description of protection degree please refer to the graphic illustration.


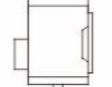
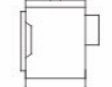
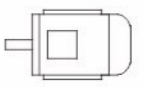
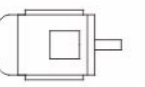
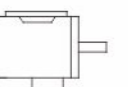
• 防护等级说明 Explanation of IP code

入口防护 Ingress protection	固体防护等级 Protection degree of solid objects	液体防护等级 Protection degree of liquid
IP	5	5

固体防护等级说明 Protection degree of solid objects		液体防护等级说明 Protection degree of liquid	
2	防止大于12mm的固体颗粒物进入 Motors protected against solid objects greater than 12mm	3	防淋水 Motors protected against spraying water
3	防止大于2.5mm的固体颗粒物进入 Motors protected against solid objects greater than 2.5mm	4	防溅水 Motors protected against splashing water
4	防止大于1mm固体颗粒物进入 Motors protected against solid objects greater than 1mm	5	防喷水 Motors protected against water jets
5	防尘 Dust-protected motors	6	防海浪和强力喷水 Motors protected against heavy seas or water projected in powerful jet
6	尘密 Dust-tight motors	7	防浸水 Motors protected against the effects of immersion
		8	防潜水 Motors protected against the effects of continuous submersion


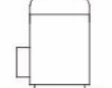
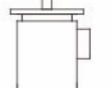
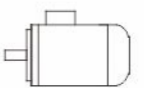

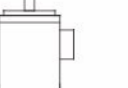
安装方式 Mounting arrangements

底脚安装 Foot mounted motor

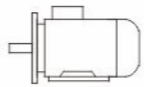
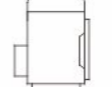
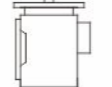
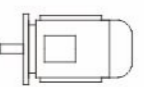
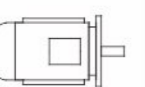
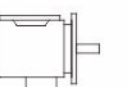
					
IM B3	IM V5	IM V6	IM B6	IM B7	IM B8
IM 1001	IM 1011	IM 1031	IM 1051	IM 1061	IM 1071

大法兰安装 Large flange mounted motor

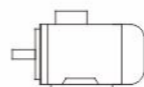
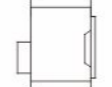
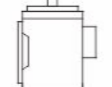
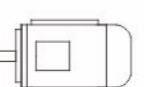
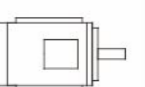
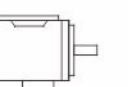
小法兰安装 Small flange mounted motor

					
IM B5	IM V1	IM V3	IM B14	IM V18	IM V19
IM 3001	IM 3011	IM 3031	IM 3601	IM 3611	IM 3631

底脚-大法兰安装 Foot and large flange mounted motor with feet

					
IM B35	IM V15	IM V36	*	*	*
IM 2001	IM 2011	IM 2031	IM 2051	IM 2061	IM 2071

底脚-小法兰安装 Foot and small flange mounted motor with feet

					
IM B34	IM V17	*	*	*	*
IM 2101	IM 2111	IM 2131	IM 2151	IM 2161	IM 2171

冷却与通风 Cooling and ventilation

标准电机采用IC411（全封闭自带风扇冷却）的冷却通风方式，符合IEC60034-6国际标准要求。

在变频器供电的应用中，当电机频率在60%~70%额定频率以下工作时，通风不能完全满足电机冷却的需要，应考虑配置独立风扇，如，

- 电动机在低转速下运行时，推荐使用独立固定速度的风扇，以保证电机的通风效果；
- 电动机在明显高于额定同步转速的速度运行时，同样推荐选用独立驱动风扇，这样有助于降低电动机噪声。

独立风扇可以选择在220V/380V，50Hz电源供电下运行，其它电源需要特殊定制。

The standard motors adopt IC411 (TEFC—totally enclosed fan cooling) method that in accordance with IEC 60034-6.

For VFD applications, while motors operate lower than 60%~70% of rate frequency, the self ventilation is not adequate, an optional external blower should be ordered. For example,

- While motor operating at low speed, the separately constant-speed fan is recommended to be used to guarantee the ventilation effect.
- While motor operating significantly higher than the synchronous speed, the separately fan is also recommended to be used. It is helpful to reduce the motor noise.

The fan is optional with power supply 220V/380V at 50Hz. Other options of power supply need a special request.

• 冷却方式说明 Explanation of the cooling code

国际代码 International cooling	回路布置 Circuit arrangement	初级冷媒 Primary coolant	初级冷媒运动方式 Method of movement of primary coolant	次级冷媒 Secondary coolant	次级冷媒运动方式 Method of movement of secondary coolant
IC	4	(A)	1	(A)	6
0: 自由循环 Free circulation 4: 机壳表面冷却 Housing surface A: 空气(通常省略) For air (omitted for simplified designation) W: 水 For water 0: 自由对流 Free convection 1: 自循环 Self-circulation 6: 外装独立部件驱动 Machine-mounted independent component A: 空气(通常省略) For air (omitted for simplified designation) W: 水 For water 0: 自由对流 Free convection 1: 自循环 Self-circulation 6: 外装独立部件驱动 Machine-mounted independent component 8: 电机与冷媒相对运动 Relative displacement					

噪声 Noise levels

• 电动机在空载时测的A计权声功率级噪声值 The motor noise with no load of A-weighted sound power level

机座号 Frame size	同步转速 Synchronous speed				
	(r/min)				
	3000	1500	1000	750	600
63	61	52	-	-	-
71	64	55	52	-	-
80	62	56	54	52	-
90	67	59	57	56	-
100	74	64	61	59	-
112	77	65	65	61	-
132	79	71	69	64	-
160	81	73	73	68	-
180	83	76	73	70	-
200	84	76	73	73	-
225	86	78	74	73	-
250	89	79	76	75	-
280	91	80	78	76	-
315	92	88	83	82	82
355	100	95	85	89	90

全封闭自扇冷却（冷却方式：IC411）电动机在50Hz电源供电空载运行时，A计权声功率级噪声值参照GB/T 28575-2020《YE3系列（IP55）三相异步电动机技术条件 机座号63~355》。

表格提供了A计权声功率级噪声值，单位为dB(A)。

The noise level of totally enclosed fan cooling motors (cooling method: IC411) operating with no load at 50Hz refers to GB/T 28575-2020 "YE3 series(IP55)three phase induction motor technical specification, frame size 63~355".

The table shows the mean value of A-weighted sound power level specified in dB(A).

• 负载时A计权声功率级噪声值允许的增量 The allowable increment of motor noise with full load of A-weighted sound power level

机座号 Frame size	同步转速 Synchronous speed				
	(r/min)				
	3000	1500	1000	750	600
63 ≤ H ≤ 160	2	5	7	8	-
180 ≤ H ≤ 200	2	4	6	7	-
225 ≤ H ≤ 280	2	3	6	7	-
H = 315	2	3	5	6	7
H = 355	2	2	4	5	6

负载时A计权声功率级噪声值允许的增量，参照GB/T 28575-2020《YE3系列（IP55）三相异步电动机技术条件（机座号63~355）》。

The table shows the allowable increment of motor noise operating with full load specified as A-weighted sound power level refer to standard GB/T 28575-2020 "YE3 series (IP55) three phase motor technical specification (frame size 63~355)".

• 振动 Vibration

机座号 Frame size	63 ≤ H ≤ 132		H > 132	
	位移 Displacement	速度 Speed	位移 Displacement	速度 Speed
	μm	mm/s	μm	mm/s
自由悬置 Free Suspension	45	2.8	45	2.8
刚性安装 Rigid mounting	-	-	37	2.3

电动机在空载时测得振动速度有效值不超过下表中的数值。

The effective vibration of motor running at no load should not exceed the value in table below.

电机表面处理 Motor surface treatment

- 电机表面喷漆颜色，推荐采用RAL（劳尔色卡），Pantone（潘通色卡）。
- 推荐优先选择如下三种常用RAL标准色
 - RAL5010蓝色亮光漆
 - RAL9005黑色哑光漆
 - RAL9006铝本色
 其它特殊颜色由双方协商确定
- 防腐等级

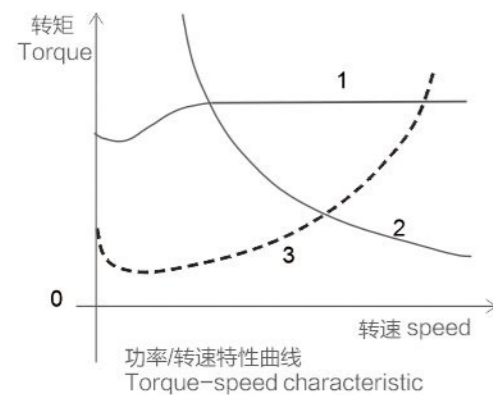
普通电机喷漆的防腐等级为C2，最高可以做到C5H 客户特殊防腐等级要求由双方协商确定。

- It is recommended to use RAL, or Pantone color for motor surface paint.
- It is recommended to select one from the following three colors that commonly used for standard motor.
 - RAL 5010 Blue glossy lacquer
 - RAL 9005 Black flat lacquer
 - RAL 9006 Aluminum color
 Special color of paint could be negotiated by both parties.
- Anti-corrosion grade

The anti-corrosion grade of normal motor paint is C2. It can be reached up to C5H per customer's special requirements.

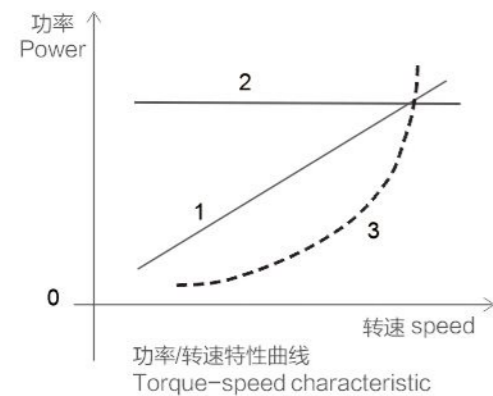
电气特性 Electrical characteristics

• 负载特性曲线 Load torque characteristics



- 恒转矩负载，转矩不变，功率与转速成正比。如传送带、搅拌机、挤压机、起重机和提升机等；
- 恒功率负载，转矩与转速成反比，功率不变。如金属切削机床、轧机、造纸机、拉丝机和卷绕机等
- 转矩随着转速的平方成比例地增加，功率与转速的立方成正比。如各种风机、水泵和油泵等流体类负载。

- Torque almost constant, power proportional to speed. For example, conveyor, mixer, extruding machine, crane, and elevator, etc.
- Power constant, torque decreases in inverse proportional to the speed. For example, turning lathe, rolling mill, paper machine, wire drawing machine and recoiling machine, etc.;
- Torque increases proportionally with the square of the speed, power proportional to the cube of the speed. For example, a variety of fan, water pump, oil pump and other fluid load, etc.



• 额定输出 Rated output

额定输出是指，符合IEC60034-1标准的要求，周围环境温度为-15℃~+40℃，海拔高度不超过1000m，连续运行的情况下（S1工作制）允许的输出。

The rated output power refers to continuous duty (S1) in accordance with IEC 60034-1 when operated at -15℃~+40℃ ambient temperature, and at site altitudes less than 1000m over sea.

运行环境 Environmental conditions

• 标准电机运行环境条件如下 The operation environmental conditions of standard motor are as follow.

环境温度 Ambient or coolant temperature	海拔高度 Altitude above sea level				
	1000m	1500m	2000m	2500m	3000m
30℃	100%	100%	100%	98%	95%
35℃	100%	100%	97%	94%	91%
40℃	100%	97%	93%	90%	87%
45℃	95%	92%	88%	85%	83%
50℃	90%	87%	84%	81%	78%
55℃	85%	82%	80%	77%	74%
60℃	80%	78%	76%	73%	70%

注:允许的输出功率占额定功率的百分比
Notes: the value gives the percentage of rated output of motor running under standard environment conditions.

- 防护等级: IP55
- 冷却方式: IC411
- 标准电机产品按规定在海拔高度不超过1000米
- 允许的环境温度: -15℃~+40℃
- 若电动机工作的环境温度发生变化，则必须对电动机的额定功率进行修正。
- 对于高于海拔1000米，以及更高的环境温度，电动机所允许的输出功率占额定功率的百分比参见表格
- Protection degree: IP55
- Cooling method: IC411
- The standard motor would not be used over 1000m above sea level
- Allowed ambient temperature: -15℃~+40℃
- The output should be adjusted in case of motor operating environment conditions changed.
- The value in table below shows the output of motor operating above 1000m, and higher ambient temperature.

标准 Standard 60034-1	类别A Category A	类别B Category B
电压偏差 Voltage deviation	±5%	±10%
频率偏差 Frequency deviation	±2%	3%/-5%

根据标准，不推荐电动机在B类情况下长时间运行
According to standard, longer operation is not recommended for Category B.

按照IEC60034-1标准，将电压和频率的偏差分为A类（电压偏差±5%，频率偏差±2%）和B类（电压偏差±10%，频率偏差+3%/-5%）。电动机均能够在A类和B类提供额定转矩。在A类中，温度比正常运行下温度大约提升10K。

According to IEC 60034-1, it is classified into Category A (combination of voltage deviation ±5% and frequency deviation ±2%) and Category B (combination of voltage deviation ±10% and frequency deviation +3%/-5%) for voltage and frequency fluctuations. The motors can supply their rated torque in both Category A and B. In Category A, the temperature rise is approximately 10K higher than during normal operation.

电气数据容差 Allowance of electrical data

- 效率 η
 $P_n \leq 150\text{kW}$: $-15\% \times (1 - \eta)$
 $P_n > 150\text{kW}$: $-10\% \times (1 - \eta)$
- 功率因数: $(1 - \cos \phi) / 6$
 最小绝对值: 0.02
 最大绝对值: 0.07
- 转差率: $\pm 20\%$
 (电动机 $P_n < 1\text{kW}$ 时, 允许 $\pm 30\%$ 的偏差)
- 堵转电流: $\pm 20\%$
- 堵转转矩: $-15\% \sim +25\%$
- 最大转矩: -15%

- Efficiency η
 $P_n \leq 150\text{kW}$: $-15\% \times (1 - \eta)$
 $P_n > 150\text{kW}$: $-10\% \times (1 - \eta)$
- Power factor: $(1 - \cos \phi) / 6$
 Minimum absolute value: 0.02
 Maximum absolute value: 0.07
- Slip: $\pm 20\%$
 (for motor $P_n < 1\text{kW}$, $\pm 30\%$ is admissible)
- Locked rotor current: $\pm 20\%$
- Locked rotor torque: $-15\% \sim +25\%$
- Breakdown torque: -15%

电机接线 Cable connection

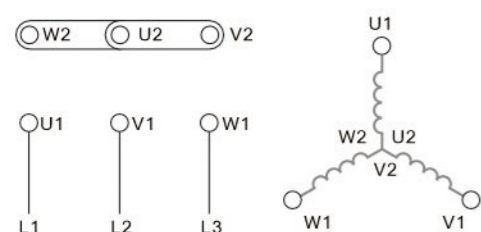
通常, 电机引线数量为6根, 电机的接线方式如下:

例如, 客户订单上要求额定电压为380V,

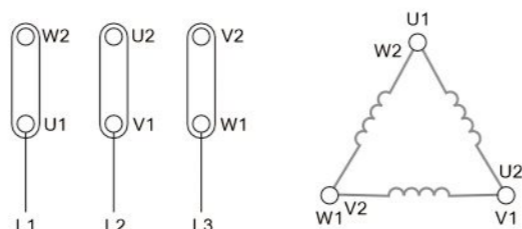
- 当电机功率 $\leq 3\text{kW}$, 电机接线方式为Y型, 使用220/380V方案;
- 当电机功率 $\geq 4\text{kW}$, 电机接线方式为 Δ 型, 使用380/660V方案;
- 客户特殊要求接线方式由双方另行商定。

Generally, there are 6 leads from motor. The connection method is as follow, for example, an order with the rated voltage 380V.

- When $P_n \leq 3\text{kW}$, motor was connected in Y type (using 220/380V scheme);
- When $P_n \geq 4\text{kW}$, motor was connected in Δ type (using 380/660V scheme).
- Other special connection could be negotiated.



Y接/Star connection



Δ 接/Delta connection

接地说明 Grounding

- 标准接地方式: 接线盒内用铜螺钉
- 客户可选择方式: 机座底脚或者端盖处锁铜螺钉



- Standard grounding method: use brass screw for grounding inside connection box.
- Optional: use brass screw on foot, or end shield for grounding.



绝缘等级 Insulation class

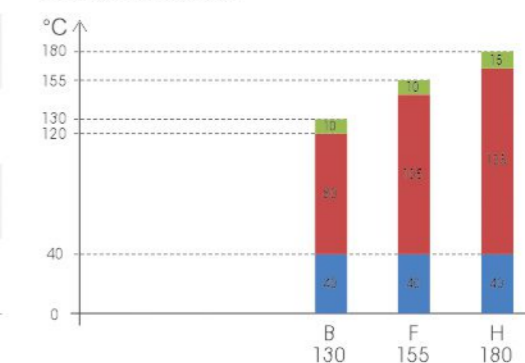
- 标准电机设计为采用F级绝缘系统, 按照B级温升考核, 使产品有更高的安全余量和更长的绝缘寿命。
- 环境温度按照40°C计算, 保留10K的温升余量。

- Generally, it adopts class F insulation system with class B temperature rise for standard motor. It gives more safety margin that could extend the insulation life.
- The ambient temperature is calculated by 40°C according to standard, and leave 10K as margin.

常用的绝缘等级的温升限值如下

常用绝缘等级 Common insulation class	B	F	H
允许的最高长期工作温度 (°C) Max permissible working temperature	130	155	180
环境温度 (°C) Ambient temperature	40	40	40
温升限值 (K) Temperature rise limit	80	105	125

The temperature rise limits of commonly used insulation class are as follow.

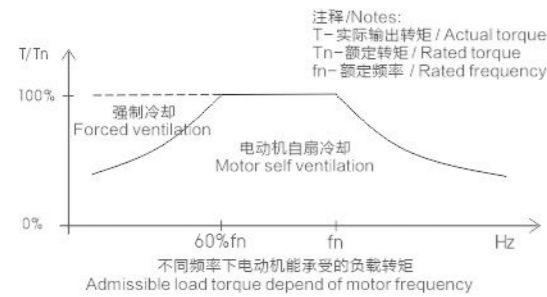


MS/MSHE铝壳系列三相异步电动机

MS/MSHE SERIES ALUMINUM HOUSING THREE PHASE INDUCTION MOTOR

变频器驱动运行 Converter-fed operation

- 当电动机由变频器供电，且输出额定功率时，需要考虑尖峰电压、谐波损耗和轴电流对电机绝缘、温升和轴承的不利影响。
- 当电机额定功率 $P_n \geq 100KW$ 时，推荐采用绝缘轴承，或绝缘端盖，必要时可在电源侧配置滤波器。
- 当负载转矩在允许的转矩范围内时，电动机能够通过自扇冷却。
- 当负载转矩超过所允许的转矩时，电动机需要强迫冷却。
- 当电动机运行速度超过额定转速时，噪声和振动值将增加，并且轴承寿命将缩短，需要注意再润滑周期和润滑脂的寿命。



电机保护 Motor protection

PTC热敏电阻温度保护

在电动机绕组中安装PTC热敏电阻，与PTC保护模块配合使用。当PTC达到极限温度时，保护模块动作跳闸，断开辅助回路，保护电机不会因过热而损坏。

对于重载启动、启动频率高、负载变化大、环境温度高或电源波动大等应用场合，建议使用该保护。

PTO热敏开关温度保护

PTO热敏开关的作用和PTC类似，安装在电动机绕组中，可与小功率电机直接串联，或联结在控制回路里，当绕组温度达到极限温度时，热敏开关跳闸，断开回路，保护电机不会因过热而损坏。

PT100/PT1000铂热电阻温度保护

PT100/PT1000铂热电阻是一种高精度、高灵敏度的传感器，其阻值与温度成线性变化。通常用于某些苛刻的应用，作为轴承过热的保护。

防潮加热保护

当电动机处于较为恶劣的环境时，比如湿度非常大，或者昼夜温差大，电动机绕组可能出现凝露现象，使电动机有烧毁的风险，建议对电动机绕组配置防潮加热带。

湿热带及海洋性气候保护

当电动机在湿热带及海洋环境条件下使用时，须要对电机做防潮、防霉和防盐雾的处理。

- While motor were fed with frequency converter with rated output, It is necessary to consider the negative effects of sharp impulse voltage, harmonic wave loss and shaft current on motor insulation, temperature rise and bearing electro-corrosion.
- While motor rated power $P_n \geq 100KW$, it is recommended to use insulated bearing, or insulated end shields. The filter could be added at power supply end if necessary.
- While motor operates under admissible torque, it can be operated with self-fan.
- While motor operates over the admissible torque, the forced ventilation is needed.
- At operating speeds above rated speed, the noise and vibration levels will be increased and the bearing lifetime reduced. Attention should be paid to the re-greasing intervals and the grease service life.

PTC thermistors protection

The thermistors is installed in motor winding. It should be used with PTC protection module together. When PTC reaches limiting temperature, the protection module will cut the auxiliary circuit to protect motor from damage.

It is recommended to use it while motor with heavy duty starting, frequently starting, high ambient temperature, wide load variation and fluctuating supply system.

PTO thermal switch protection

PTO is functionally similar to PTC. It is installed in motor winding. For small motor, it could be connected with winding in series, or connected into control circuit either. When PTC reaches limiting temperature, the protection module will cut the auxiliary circuit to protect motor from damage.

PT100/PT1000 resistance thermal-meter protection

PT100/PT1000 thermal-meter is a high precision, high sensitivity sensor. Its resistance is linear with temperature.

It is normally used in some demanding application as bearing overheat protection.

Anti-condensation heater

Motors whose winding are at risk of condensation due to the climate conditions, e.g. inactive motors in humid atmospheres or motors that are subjected to widely fluctuating temperature can be equipped with anti-condensation heaters.

Humid climate and marine climate protection

While motor operates in humid climate and marine climate, it necessary to do anti-moisture, anti-mildew and anti-salt fog treatment to motor winding and paint.



产品简介

铝壳系列电动机，符合IEC标准，广泛应用于众多对质量及可靠性要求极高的领域，如：商业、工业、建筑业、给水和农业灌溉等。

产品特点

- IP54(IP55)
- 活动底脚
- 铝壳机座、端盖、底脚
- 高强度的密封圈
- 可供轴键和保护器
- 外形美观
- 适应于高负载工作
- 可供不锈钢轴
- S1连续工作制
- F级绝缘
- 高性能、高效率

产品优势

- 防水、防尘、防害
- 低噪音
- 节能
- 安装便捷
- 防腐
- 可靠
- 使用寿命长
- 适用于乡村、城市、工厂

PRODUCT INTRODUCTION

Conform to IEC standard. Widely applied in industries which have high requirement on quality and reliability, such as commerce, manufacturing, construction, water supply and agricultural irrigation industries.

PRODUCT FEATURES

- IP54/IP55
- Multiple feet locations
- Aluminium frame, end shields and base
- High strength cable gland
- Shaft key and protector supplied
- Superior paint finish
- Motors made to heavy duty service factors
- Can be made with stainless steel shaft
- Motors made for continuous S1 duty
- Grade F insulation
- High performance and efficiency

PRODUCT ADVANTAGE

- Water, dust and vermin resistant
- Quiet operation
- Energy saving
- Easy installation (bolt on feet or brackets as required)
- Corrosion resistant
- Dependable
- Superior life
- Reliable in country, city or factory environments

ABLE[®]
ABLE MOTOR

www.ablecn.com

MSE3系列铝壳三相异步电动机

MSE3 SERIES ALUMINUM HOUSING THREE PHASE INDUCTION MOTOR

IE3-50HZ



产品简介

该系列电动机设计符合IEC国际标准，广泛应用于众多对质量及可靠性要求极高的领域，如：工业、商业、建筑业、楼宇给水和农业灌溉等。

产品特点

- 功率范围：0.12-18.5kW
- 机座号：56-160
- 额定电压：可根据客户需求
- 额定频率：50/60Hz
- 能效等级：IE3（国标能效三级）
- 绝缘等级：F
- 防护等级：IP55
- 冷却方式：IC411
- 工作制：S1
- 安装方式：B3、B35、B5
- 可拆卸底脚
- 铝壳机座、端盖、底脚
- 高强度密封圈
- 可供轴键及保护器
- 可供不锈钢轴

产品优势

- 低噪音
- 节能
- 安装便捷
- 防腐
- 性能可靠
- 使用寿命长
- 适用于工厂、城市、乡村

PRODUCT INTRODUCTION

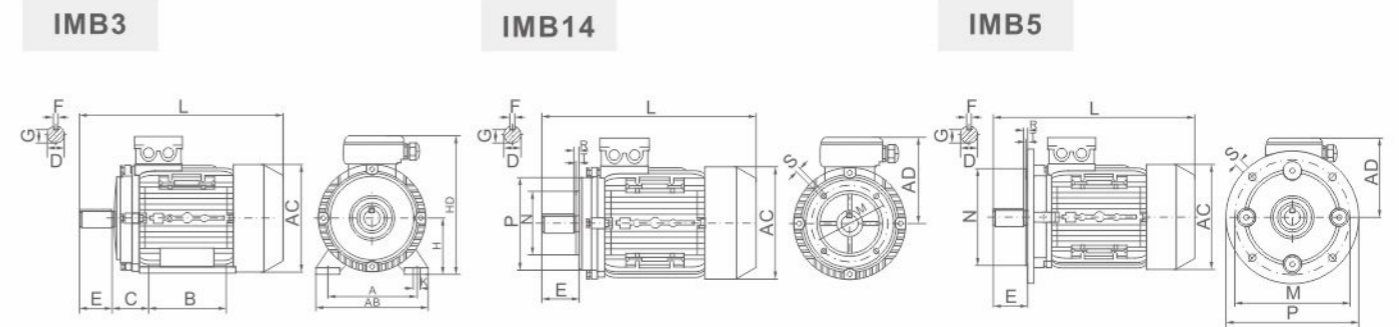
This series of motor design conforms to IEC standard. It is widely applied in the field with high requirement on quality and reliability, such as manufacturing, commerce, construction, water supply and agricultural irrigation, etc.

PRODUCT FEATURES

- Output: 0.12-18.5kW
- Frame size: 56-160
- Rated voltage: according to customer's requirements
- Rated frequency: 50/60Hz
- Efficiency: IE3 (GB-grade 3)
- Insulation class: F
- Protection grade: IP55
- Cooling method: IC411
- Duty type: S1
- Installation method: B3, B35, B5
- Removable foot
- Aluminum frame, end shields and base
- High strength sealing
- Shaft key and protector supplied
- Stainless steel shaft is optional

PRODUCT ADVANTAGE

- Low noise
- Energy saving
- Easy installation
- Anti-corrosion
- Reliable performance
- Long service life
- Suitable for industry, urban and rural areas




外形及安装尺寸 INSTALLATION AND OVERALL DIMENSIONS

机座号 Frame Size	安装尺寸 Mounting Dimensions (mm)																			外形尺寸 Overall Dimensions(mm)						
	IMB3					IMB14					IMB5					Overall Dimensions(mm)										
	A	B	C	D	E	F	G	H	K	M	N	P	R	S	T	M	N	P	R	S	T	AB	AC	AD	HD	L
56	90	71	36	9	20	3	7.2	56	5.8	65	50	80	0	M5	2.5	100	80	120	0	7	3	110	110	100	156	195
63	100	80	40	11	23	4	8.5	63	7	75	60	90	0	M5	2.5	115	95	140	0	10	3	122	120	103	166	218
71	112	90	45	14	30	5	11	71	7	85	70	105	0	M6	2.5	130	110	160	0	10	3.5	138	139	115	186	250
80	125	100	50	19	40	6	15.5	80	10	100	80	120	0	M6	3	165	130	200	0	12	3.5	159	158	126	206	295
90S	140	100/125	56	24	50	8	20	90	10	115	95	136	0	M8	3	165	130	200	0	12	3.5	177	175	132	222	337
90L	140	125	56	24	50	8	20	90	10	115	95	136	0	M8	3	165	130	200	0	12	3.5	177	175	132	222	363
100L	160	140	63	28	60	8	24	100	12	130	110	164	0	M8	3.5	215	180	250	0	14.5	4	205	198	147	247	401
112M	190	140	70	28	60	8	24	112	12	130	110	160	0	M8	3.5	215	180	250	0	14.5	4	222	228	169	281	405
112M-4	190	140	70	28	60	8	24	112	12	130	110	160	0	M8	3.5	215	180	250	0	14.5	4	222	228	169	281	430
132S	216	140	89	38	80	10	33	132	12	165	130	200	0	M10	3.5	265	230	300	0	14.5	4	257	268	188	320	467
132M	216	178	89	38	80	10	33	132	12	165	130	200	0	M10	3.5	265	230	300	0	14.5	4	257	268	188	320	505
160M	254	210	108	42	110	12	37	160	15	215	180	250	0	M12	4	300	250	350	0	18.5	5	302	314	246	406	617
160L	254	254	108	42	110	12	37	160	15	215	180	250	0	M12	4	300	250	350	0	18.5	5	302	314	246	406	661

MSE3韩国市场铝壳三相异步电动机

MSE3 SERIES OF THREE PHASE (ALUMINUM HOUSING) ASYNCHRONOUS MOTOR FOR SOUTH KOREAN MARKET

IE3-60HZ



产品简介

该系列电动机是专门为韩国市场设计三相异步电动机，拥有KC产品安全认证，适用于水泵、风机、空压机、减速机、真空泵等产品的配套使用，可广泛应用于工业、商业、建筑业、楼宇给水和农业灌溉等众多领域。

产品特点

- 功率范围：0.75-18.5kW
- 机座号：80-160
- 能效等级：IE3
- 电压：支持多种电压
- 频率：60Hz
- 冷却方式：IC411
- 防护等级：IP55
- 绝缘等级：F
- 环境温度：-15~40℃
- 海拔高度：不超过1000m

产品优势

- 结构紧凑
- 外形美观
- 低噪音
- 起动转矩大
- 高效节能
- 安装便捷，维护方便
- 可靠耐用

PRODUCT INTRODUCTION

This series of motor is especially designed for South Korean Market. It has "KC" Korea certification. It could be applied as a drive of pump, blower, air compressor, gear reducer, and vacuum pump, etc. that can be widely used in the variety of fields, such as industry, commerce, construction, water supply and agricultural irrigation, etc.

PRODUCT FEATURES

- Output: 0.75-18.5kW
- Frame size: 80-160
- Efficiency: IE3
- Voltage: multi-voltage available
- Frequency: 60Hz
- Cooling method: IC411
- Protection grade: IP55
- Insulation class: F
- Ambient temperature: -15~40℃
- Altitude: not exceeding 1000m

PRODUCT ADVANTAGE

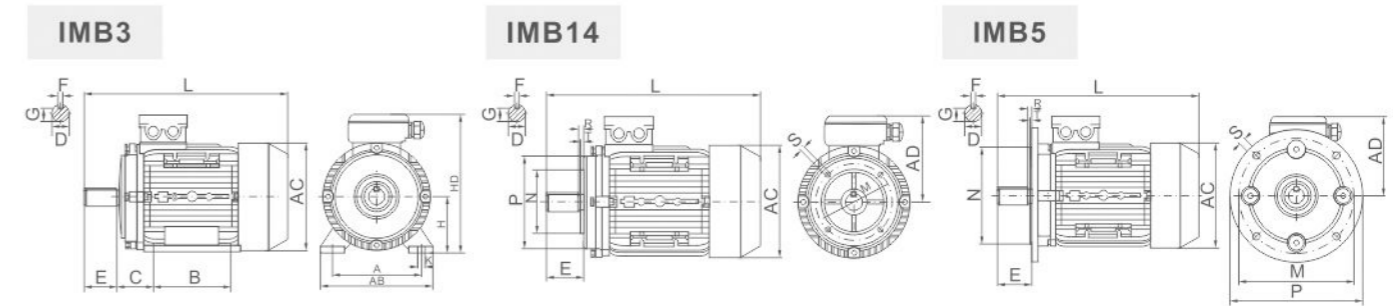
- Compact structure design
- Attractive appearance
- Low noise
- High starting torque
- High efficiency and energy saving
- Easy installation and maintenance
- Reliable and durable

ABLE[®]
ABLE MOTOR
www.ablecn.com

技术参数 TECHNICAL DATA

IE3

型号 Model	额定功率 Rated Power		额定电流 Rated Current (A) 60Hz			额定转速 Speed (rpm)	效率 Efficiency η(%)/60Hz			功率因数 P.F. cosφ			额定转矩 Tn	堵转转矩 Tst/Tn	最大转矩 Tmax/Tn	启动电流 Ist/In	净重 N.G
	KW	HP	220V	380V	660V		100%	75%	50%	100%FL	75%FL	50%FL					
MSE3-801-2	0.75	1	3.12	1.80	1.04	3480	77.0	80.0	76.5	0.82	0.79	0.72	2.06	2.3	2.8	8	9.5
MSE3-802-2	1.1	1.5	4.14	2.40	1.38	3492	84.0	83.9	81.5	0.83	0.80	0.74	3.01	2.6	3	8.5	10.5
MSE3-90S-2	1.5	2	5.42	3.14	1.81	3480	85.5	85.0	82.4	0.85	0.83	0.76	4.1	2.3	2.8	9.3	15
MSE3-90L-2	2.2	3	7.95	4.60	2.65	3498	86.5	86.4	84.6	0.84	0.81	0.75	6.0	2.5	3.0	9.0	19
MSE3-100L-2	3	4	10.3	5.99	3.45	3492	88.5	88.1	86.1	0.86	0.84	0.78	8.2	3.0	3.5	9.7	25
MSE3-112M-2	4	5.5	13.3	7.72	4.44	3505	88.5	88.3	86.6	0.89	0.87	0.82	10.9	2.5	3.0	9.6	34
MSE3-132S1-2	5.5	7.5	18.3	10.6	6.11	3510	89.5	88.9	86.8	0.88	0.86	0.81	15.0	2.3	2.8	9.6	49.5
MSE3-132S2-2	7.5	10	24.5	14.2	8.17	3516	90.2	89.8	88.0	0.89	0.87	0.82	20.4	2.3	2.8	9.0	55
MSE3-132M1-2	9.2	12.5	30.1	17.4	10.03	3516	90.2	90.1	88.3	0.89	0.87	0.82	25.0	2.1	2.8	9.3	62
MSE3-132M2-2	11	15	35.6	20.6	11.9	3534	91.0	90.6	88.5	0.89	0.87	0.82	29.7	2.38	4.14	9.12	76.5
MSE3-160M1-2	11	15	35.6	20.6	11.9	3534	91.0	90.6	88.5	0.89	0.87	0.82	29.7	2.38	4.14	9.12	99
MSE3-160M2-2	15	20	48.1	27.8	16.0	3534	91.0	91.1	89.5	0.90	0.89	0.84	40.5	2.32	3.77	8.56	108
MSE3-160L-2	18.5	25	58.2	33.7	19.4	3528	91.7	91.7	90.2	0.91	0.90	0.85	50.1	2.26	3.73	8.69	118
MSE3-802-4	0.75	1	3.11	1.80	1.04	1734	85.5	84.5	80.9	0.74	0.70	0.62	4.1	2.5	2.8	6.6	12
MSE3-90S-4	1.1	1.5	4.39	2.54	1.46	1734	86.5	85.5	84.5	0.76	0.72	0.65	6.1	2.5	3	8	14.5
MSE3-90L-4	1.5	2	5.91	3.42	1.97	1728	86.5	86.5	87.8	0.77	0.73	0.66	8.3	2.9	3.2	7.5	18.5
MSE3-100L1-4	2.2	3	8.17	4.73	2.72	1746	89.5	89.6	88.1	0.79	0.76	0.68	12.0	2.6	3.2	9.1	27
MSE3-100L2-4	3	4	11.0	6.37	3.67	1746	89.5	88	86.2	0.80	0.77	0.70	16.4	2.6	3	8.2	30
MSE3-112M-4	4	5.5	14.3	8.28	4.77	1746	89.5	89.8	88.5	0.82	0.79	0.72	21.9	2.7	3.2	9.1	38
MSE3-132S-4	5.5	7.5	19.0	11.0	6.32	1752	91.7	91.3	90.2	0.83	0.80	0.74	30.0	2.2	2.8	9.0	50
MSE3-132M-4	7.5	10	25.6	14.8	8.52	1752	91.7	91.8	91.1	0.84	0.81	0.75	40.9	2.5	2.8	9.3	58
MSE3-132M2-4	9.2	12.5	31.0	17.9	10.33	1760	91.7	91.4	90.4	0.85	0.83	0.76	49.9	2.5	3.0	9.6	68
MSE3-160M-4	11	15	37.2	21.5	12.40	1760	92.4	92.1	90.9	0.84	0.81	0.75	59.7	2.4	2.63	7.59	111
MSE3-160L-4	15	20	50.2	29.1	16.73	1760	93.0	92.8	91.8	0.84	0.82	0.75	81.4	3.12	3.1	9.19	117



外形及安装尺寸 INSTALLATION AND OVERALL DIMENSIONS

机座号 Frame Size	安装尺寸 Mounting Dimensions (mm)															外形尺寸 Overall Dimensions(mm)										
	IMB3					IMB14					IMB5					Overall Dimensions(mm)										
	A	B	C	D	E	F	G	H	K	M	N	P	R	S	T	M	N	P	R	S	T	AB	AC	AD	HD	L
80M	125	100	50	19	40	6	15.5	80	10	100	80	120	0	M6	3	165	130	200	0	12	3.5	160	159	126	206	298
90S	140	100	56	24	50	8	20	90	10	115	95	140	0	M8	3	165	130	200	0	12	3.5	177	175	132	222	337
90L	140	125	56	24	50	8	20	90	10	115	95	140	0	M8	3	165	130	200	0	12	3.5	177	175	132	222	362
100L	160	140	63	28	60	8	24	100	12	130	110	160	0	M8	3.5	215	180	250	0	14.5	4	205	198	147	247	406
112M	190	140	70	28	60	8	24	112	12	130	110	160	0	M8	3.5	215	180	250	0	14.5	4	222	219	168	280	430
132S	216	140	89	38	80	10	33	132	12	165	130	200	0	M10	3.5	265	230	300	0	14.5	4	256	258	187	319	492
132M	216	178	89	38	80	10	33	132	12	165	130	200	0	M10	3.5	265	230	300	0	14.5	4	256	258	187	319	530
160M	254	210	108	42	110	12	37	160	14.5	215	180	250	0	M12	4	300	250	350	0	18.5	5	302	314	245	405	619
160L	254	254	108	42	110	12	37	160	14.5	215	180	250	0	M12	4	300	250	350	0	18.5	5	302	314	245	405	663

MSE4铝壳三相异步电动机

MSE4 SERIES OF THREE PHASE (ALUMINUM HOUSING) ASYNCHRONOUS MOTOR

IE4-50HZ



产品简介

该系列电动机设计符合IEC国际标准，可广泛应用于众多对质量及可靠性要求极高的领域，如：工业、商业、建筑业、楼宇给水和农业灌溉等。

产品特点

- 功率范围：0.75-18.5kW
- 机座号：80-160
- 能效等级：IE4（国标能效二级）
- 电压与频率：支持多种电压与频率
- 冷却方式：IC411，可选配IC416等；
- 轴承配置：免维护轴承
- 防护等级：IP55标配，可选配IP56等；
- 绝缘等级：F
- 环境温度：-15~40℃
- 海拔高度：不超过1000m

产品优势

- 结构紧凑
- 外形美观
- 低噪音
- 起动转矩大
- 高效节能
- 安装便捷，维护方便
- 可靠耐用

PRODUCT INTRODUCTION

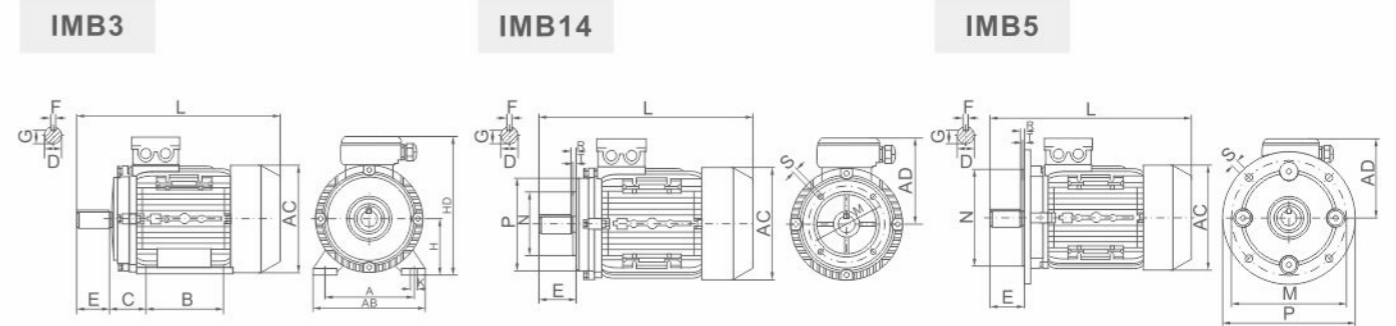
The motor design conforms to IEC standard. It could be widely applied in the field with high requirement on quality and reliability, such as manufacturing, commerce, construction, water supply and agricultural irrigation, etc.

PRODUCT FEATURES

- Output: 0.75-18.5kW
- Frame size: 80-160
- Efficiency: IE4(GB-grade 2)
- Voltage & frequency: multi-voltage & frequency available
- Cooling method: IC411 (standard), IC416 (optional);
- Bearing: Maintenance-free bearing
- Protection grade: IP55 (standard.), IP56 (optional);
- Insulation class: F
- Ambient temperature: -15~40℃
- Altitude: not exceeding 1000m

PRODUCT ADVANTAGE

- Compact structure design
- Attractive appearance
- Low noise
- High starting torque
- High efficiency and energy saving
- Easy installation and maintenance
- Reliable and durable



外形及安装尺寸 INSTALLATION AND OVERALL DIMENSIONS

机座号 Frame Size	安装尺寸 Mounting Dimensions (mm)																		外形尺寸 Overall Dimensions(mm)							
	IMB3									IMB14						IMB5			Overall Dimensions(mm)							
	A	B	C	D	E	F	G	H	K	M	N	P	R	S	T	M	N	P	R	S	T	AB	AC	AD	HD	L
80M	125	100	50	19	40	6	15.5	80	10	100	80	120	0	M6	3	165	130	200	0	12	3.5	159	158	126	206	295
80M2-4	125	100	50	19	40	6	15.5	80	10	100	80	120	0	M6	3	165	130	200	0	12	3.5	159	158	126	206	307
90S	140	100/125	56	24	50	8	20	90	10	115	95	136	0	M8	3	165	130	200	0	12	3.5	177	175	132	222	337
90L-2	140	125	56	24	50	8	20	90	10	115	95	136	0	M8	3	165	130	200	0	12	3.5	177	175	132	222	363
90L-4/6	140	125	56	24	50	8	20	90	10	115	95	136	0	M8	3	165	130	200	0	12	3.5	177	175	132	222	373
100L	160	140	63	28	60	8	24	100	12	130	110	164	0	M8	3.5	215	180	250	0	14.5	4	205	198	147	247	401
100L2-4	160	140	63	28	60	8	24	100	12	130	110	164	0	M8	3.5	215	180	250	0	14.5	4	205	198	147	247	427
112M-2	190	140	70	28	60	8	24	112	12	130	110	160	0	M8	3.5	215	180	250	0	14.5	4	222	228	169	281	430
112M-4/6/8	190	140/178	70	28	60	8	24	112	12	130	110	160	0	M8	3.5	215	180	250	0	14.5	4	222	235	177	289	456
132S-2	216	140	89	38	80	10	33	132	12	165	130	200	0	M10	3.5	265	230	300	0	14.5	4	257	268	188	320	467
132S-4/6/8	216	140	89	38	80	10	33	132	12	165	130	200	0	M10	3.5	265	230	300	0	14.5	4	270	293	207	339	495
132M-2	216	178	89	38	80	10	33	132	12	165	130	200	0	M10	3.5	265	230	300	0	14.5	4	257	268	188	320	505
132M-4/6/8	216	178	89	38	80	10	33	132	12	165	130	200	0	M10	3.5	265	230	300	0	14.5	4	270	293	207	339	533
160M	254	210	108	42	110	12	37	160	15	215	180	250	0	M12	4	300	250	350	0	18.5	5	302	314	246	406	617
160L	254	254	108	42	110	12	37	160	15	215	180	250	0	M12	4	300	250	350	0	18.5	5	302	314	246	406	661

技术参数 TECHNICAL DATA

IE4

型号 Model	额定功率 Rated Power		额定电流 Rated Current (A)								
	kW	HP	220V	380V	660V	230V	400V	690V	240V	415V	720V
MSE4-801-2	0.75	1	2.84	1.64	0.95	2.72	1.56	0.91	2.60	1.51	0.87
MSE4-802-2	1.1	1.5	4.08	2.36	1.36	3.90	2.25	1.30	3.74	2.16	1.25
MSE4-90S-2	1.5	2	5.35	3.10	1.78	5.12	2.94	1.71	4.91	2.84	1.64
MSE4-90L-2	2.2	3	7.63	4.42	2.54	7.30	4.20	2.43	6.99	4.04	2.33
MSE4-100L-2	3	4	10.2	5.88	3.39	9.71	5.59	3.24	9.31	5.38	3.10
MSE4-112M-2	4	5.5	13.3	7.67	4.42	12.7	7.29	4.23	12.1	7.03	4.05
MSE4-132S1-2	5.5	7.5	18.0	10.4	6.01	17.3	9.92	5.75	16.5	9.57	5.51
MSE4-132S2-2	7.5	10	24.1	14.0	8.04	23.1	13.3	7.69	22.1	12.8	7.37
MSE4-160M1-2	11	15	35.0	20.3	11.7	33.5	19.3	11.2	32.1	18.6	10.7
MSE4-160M2-2	15	20	47.4	27.4	15.8	45.3	26.1	15.1	43.5	25.1	14.5
MSE4-160L-2	18.5	25	58.2	33.7	19.4	55.7	32.0	18.6	53.4	30.9	17.8
MSE4-802-4	0.75	1	3.10	1.80	1.03	2.97	1.71	0.99	2.84	1.65	0.95
MSE4-90S-4	1.1	1.5	4.41	2.56	1.47	4.22	2.43	1.41	4.05	2.34	1.35
MSE4-90L-4	1.5	2	5.87	3.40	1.96	5.62	3.23	1.87	5.38	3.11	1.79
MSE4-100L1-4	2.2	3	8.17	4.73	2.72	7.81	4.49	2.60	7.49	4.33	2.50
MSE4-100L2-4	3	4	10.9	6.30	3.63	10.4	5.99	3.47	10.0	5.77	3.33
MSE4-112M-4	4	5.5	14.4	8.34	4.80	13.8	7.92	4.59	13.2	7.64	4.40
MSE4-132S-4	5.5	7.5	19.6	11.4	6.54	18.8	10.8	6.26	18.0	10.4	6.00
MSE4-132M-4	7.5	10	26.2	15.2	8.75	25.1	14.4	8.37	24.1	13.9	8.02
MSE4-160M-4	11	15	37.3	21.6	12.4	35.7	20.5	11.9	34.2	19.8	11.4
MSE4-160L-4	15	20	49.9	28.9	16.6	47.7	27.4	15.9	45.7	26.5	15.2
MSE4-90S-6	0.75	1	3.40	1.97	1.13	3.25	1.87	1.08	3.12	1.80	1.04
MSE4-90L-6	1.1	1.5	4.88	2.83	1.63	4.67	2.68	1.56	4.47	2.59	1.49
MSE4-100L-6	1.5	2	6.45	3.74	2.15	6.17	3.55	2.06	5.92	3.42	1.97
MSE4-112M-6	2.2	3	9.30	5.39	3.10	8.90	5.12	2.97	8.53	4.93	2.84
MSE4-132S-6	3	4	12.5	7.25	4.17	12.0	6.88	3.99	11.5	6.63	3.82
MSE4-132M1-6	4	5.5	16.3	9.43	5.43	15.6	8.96	5.19	14.9	8.64	4.98
MSE4-132M2-6	5.5	7.5	22.2	12.8	7.38	21.2	12.2	7.06	20.3	11.7	6.77
MSE4-160M-6	7.5	10	28.4	16.4	9.46	27.1	15.6	9.04	26.0	15.0	8.67
MSE4-160L-6	11	15	40.6	23.5	13.5	38.9	22.3	13.0	37.2	21.5	12.4
MSE4-100L1-8	0.75	1	3.80	2.20	1.27	3.64	2.09	1.21	3.49	2.02	1.16
MSE4-100L2-8	1.1	1.5	5.33	3.09	1.78	5.10	2.93	1.70	4.89	2.83	1.63
MSE4-112M-8	1.5	2	6.91	4.00	2.30	6.61	3.80	2.20	6.33	3.66	2.11
MSE4-132S-8	2.2	3	9.76	5.65	3.25	9.34	5.37	3.11	8.95	5.17	2.98
MSE4-132M-8	3	4	13.1	7.58	4.36	12.5	7.20	4.17	12.0	6.94	4.00
MSE4-160M1-8	4	5.5	17.0	9.83	5.66	16.2	9.34	5.41	15.6	9.00	5.19
MSE4-160M2-8	5.5	7.5	22.7	13.1	7.57	21.7	12.5	7.24	20.8	12.0	6.94
MSE4-160L-8	7.5	10	29.8	17.2	9.93	28.5	16.4	9.50	27.3	15.8	9.10


技术参数 TECHNICAL DATA

IE4

型号 Model	额定 转速 Speed	效率 Efficiency	功率 因数 P.F.	额定 转矩 Tn	堵转转矩 额定转矩 Tst/Tn	最大转矩 额定转矩 Tmax/Tn	堵转电流 额定电流 Ist/In	净重 N.G
	rpm	η(%)	cosφ	N.m				kg
MSE4-801-2	2900	83.5	0.83	2.47	2.6	3.0	8.5	10.6
MSE4-802-2	2900	85.2	0.83	3.62	2.6	3.2	8.5	12
MSE4-90S-2	2910	86.5	0.85	4.92	2.6	3.2	9.5	17
MSE4-90L-2	2910	88.0	0.86	7.22	2.6	3.2	9.5	21
MSE4-100L-2	2910	89.1	0.87	9.85	2.7	3.3	9.5	28
MSE4-112M-2	2920	90.0	0.88	13.1	2.6	3.3	9.5	40
MSE4-132S1-2	2920	90.9	0.88	18.0	2.5	3.3	9.5	52
MSE4-132S2-2	2925	91.7	0.89	24.5	2.5	3.3	9.5	64
MSE4-160M1-2	2950	92.6	0.89	35.6	2.7	3.3	9.5	109
MSE4-160M2-2	2950	93.3	0.89	48.6	2.6	3.3	9.5	119
MSE4-160L-2	2950	93.7	0.89	59.9	2.7	3.3	9.5	130
MSE4-802-4	1445	85.7	0.74	4.96	2.8	3.2	8.0	15
MSE4-90S-4	1445	87.2	0.75	7.27	2.6	3.2	8.5	17
MSE4-90L-4	1450	88.2	0.76	9.88	2.6	3.2	9.0	21
MSE4-100L1-4	1455	89.5	0.79	14.4	2.7	3.3	9.0	31
MSE4-100L2-4	1455	90.4	0.80	19.7	2.7	3.3	9.0	35
MSE4-112M-4	1455	91.1	0.80	26.3	2.7	3.3	9.5	49
MSE4-132S-4	1460	91.9	0.80	36.0	2.7	3.6	9.5	75
MSE4-132M-4	1460	92.6	0.81	49.1	2.8	3.6	9.5	85
MSE4-160M-4	1475	93.3	0.83	71.2	2.8	3.3	9.5	124
MSE4-160L-4	1480	93.9	0.84	96.8	2.8	3.3	9.5	131
MSE4-90S-6	955	82.7	0.70	7.50	2.1	2.4	6.0	17
MSE4-90L-6	955	84.5	0.70	11.0	2.1	2.4	6.5	23
MSE4-100L-6	960	85.9	0.71	14.9	2.2	2.6	6.5	31
MSE4-112M-6	965	87.4	0.71	21.8	2.2	2.6	7.5	48
MSE4-132S-6	968	88.6	0.71	29.6	2.5	3.0	7.8	62
MSE4-132M1-6	968	89.5	0.72	39.5	2.3	2.6	8.0	66
MSE4-132M2-6	968	90.5	0.72	54.3	2.3	2.6	9.0	83
MSE4-160M-6	975	91.3	0.76	73.5	2.4	3.0	8.0	138
MSE4-160L-6	980	92.3	0.77	107	2.2	2.5	8.5	155
MSE4-100L1-8	710	78.4	0.66	10.1	2.0	2.0	7.0	31.1
MSE4-100L2-8	710	80.8	0.67	14.8	2.0	2.0	7.0	35.0
MSE4-112M-8	710	82.6	0.69	20.2	2.0	2.0	7.0	48.0
MSE4-132S-8	720	84.5	0.70	29.2	1.8	2.0	7.5	59.0
MSE4-132M-8	720	85.9	0.70	39.8	1.8	2.0	7.8	65.0
MSE4-160M1-8	720	87.1	0.71	53.1	1.8	2.0	7.9	119.0
MSE4-160M2-8	720	88.3	0.72	73.0	1.8	2.0	8.1	138.0
MSE4-160L-8	720	89.3	0.74	99.5	1.8	2.0	7.8	154.6

MC系列铝壳单相电容启动异步电动机

MC SERIES ALUMINUM HOUSING SINGLE PHASE CAPACITOR START INDUCTION MOTOR



产品简介

适用于：小型机床、医疗器械、家用电器、食品加工等机械的动力装置。
铝壳系列电动机，符合IEC标准，启动转矩是额定转矩的2.0-2.8倍。

产品特点

- IP54(IP55)
- 活动底脚
- 铝壳机座、端盖、底脚
- 高强度的密封圈
- 可供轴键和保护器
- 外形美观
- 适应于高负载工作
- 可供不锈钢轴
- S1连续工作制
- F级绝缘
- 高性能、高效率

产品优势

- 防水、防尘、防害
- 低噪音
- 节能
- 安装便捷
- 防腐
- 可靠
- 使用寿命长
- 适用于乡村、城市、工厂

PRODUCT INTRODUCTION

- Conform to the IEC standard
- Be made of selected quality materials, latest design in entirety.
- Applied in power devices of many machineries, such as small lathe, medical apparatus, household electric appliances, food processing and so on.
- Starting torque is 200%~280% of rated torque.

PRODUCT FEATURES

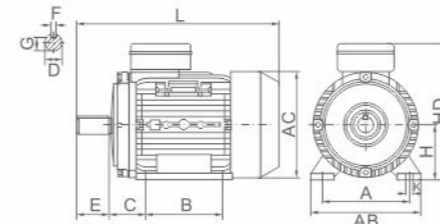
- IP54/IP55
- Multiple feet locations
- Aluminium frame, end shields and base
- High strength cable gland
- Shaft key and protector supplied
- Superior paint finish
- Motors made to heavy duty service factors
- Can be made with stainless steel shaft
- Motors made for continuous S1 duty
- Grade F insulation
- High performance and efficiency

PRODUCT ADVANTAGE

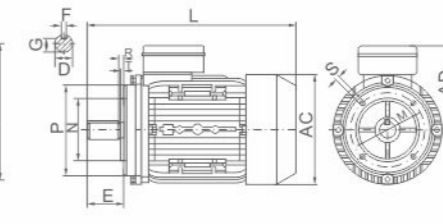
- Water, dust and vermin resistant
- Quiet operation
- Energy saving
- Easy installation (bolt on feet or brackets as required)
- Corrosion resistant
- Dependable
- Superior life
- Reliable in country, city or factory environments

ABLE[®]
ABLE MOTOR
www.ablecn.com

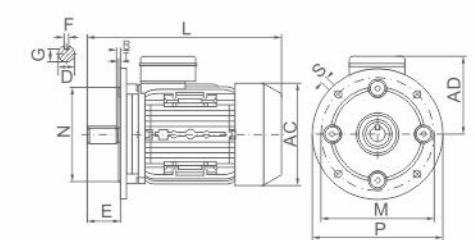
IMB3



IMB14



IMB5



外形及安装尺寸 INSTALLATION AND OVERALL DIMENSIONS

机座号 Frame Size	安装尺寸 Mounting Dimensions (mm)																外形尺寸 Overall Dimensions(mm)									
	IMB14																IMB5									
	A	B	C	D	E	F	G	H	K	M	N	P	R	S	T	M	N	P	R	S	T	AB	AC	AD	HD	L
71	112	90	45	14	30	5	11	71	7	85	70	105	0	M6	2.5	130	110	160	0	10	3.5	145	145	125	205	255
80	125	100	50	19	40	6	15.5	80	10	100	80	120	0	M6	3	165	130	200	0	12	3.5	160	165	135	235	295
90S	140	100	56	24	50	8	20	90	10	115	95	140	0	M8	3	165	130	200	0	12	3.5	180	185	145	265	335
90L	140	125	56	24	50	8	20	90	10	115	95	140	0	M8	3	165	130	200	0	12	3.5	180	185	145	265	360
100L	160	140	63	28	60	8	24	100	12	130	110	160	0	M8	3.5	215	180	250	0	15	4	205	215	170	280	380
112M	190	140	70	28	60	8	24	112	12	130	110	160	0	M8	3.5	215	180	250	0	15	4	245	240	180	310	400

技术参数 TECHNICAL DATA

型号 Model	额定功率 Rated Power	电压 Voltage	电流 Rated Current	额定 转速 Speed	效率 Eff.	功率 因数 PF.	堵转转矩 额定转矩 Tst/Tn	最大转矩 额定转矩 Tmax/Tn	起动电流 Starting Current	重量 N.G
	KW	V	A	rpm	η(%)	cosφ			A	kg
MC711-2	0.18	220	1.89	2800	60.0	0.72	3.0	1.8	12.0	6.5
MC712-2	0.25	220	2.40	2800	64.0	0.74	3.0	1.8	15.0	6.8
MC801-2	0.37	220	3.36	2800	65.0	0.77	2.8	1.8	21.0	8.3
MC802-2	0.55	220	4.65	2800	68.0	0.79	2.8	1.8	29.0	9.0
MC90S-2	0.75	220	6.09	2800	70.0	0.80	2.5	1.8	37.0	12.5
MC90L-2	1.10	220	8.68	2800	72.0	0.80	2.5	1.8	60.0	14.0
MC100L1-2	1.50	220	11.3	2900	74.0	0.81	2.5	1.8	80.0	22.5
MC711-4	0.12	220	1.88	1400	50.0	0.58	3.0	1.8	9.00	6.5
MC712-4	0.18	220	2.49	1400	53.0	0.62	2.8	1.8	12.0	6.7
MC801-4	0.25	220	3.11	1400	58.0	0.63	2.8	1.8	15.0	8.9
MC802-4	0.37	220	4.24	1400	62.0	0.64	2.8	1.8	21.0	9.6
MC90S-4	0.55	220	5.49	1400	66.0	0.69	2.5	1.8	29.0	12.5
MC90L-4	0.75	220	6.87	1400	68.0	0.73	2.5	1.8	37.0	15.0
MC100L1-4	1.10	220	9.52	1450	71.0	0.74	2.5	1.8	60.0	23.0
MC100L2-4	1.50	220	12.4	1450	73.0	0.75	2.5	1.8	80.0	27.0
MC112M-4	2.20	220	17.7	1450	74.0	0.76	2.2	1.8	120	35.0

MY铝壳系列单相电容运转异步电动机

MY SERIES ALUMINUM HOUSING SINGLE PHASE CAPACITOR RUNNING INDUCTION MOTOR



产品简介

适用于：小型机床、医疗器械、家用电器、食品加工等机械的动力装置。
铝壳系列电动机，符合IEC标准，起动转矩是额定转矩的0.3~0.7倍。

产品特点

- IP54(IP55)
- 活动底脚
- 铝壳机座、端盖、底脚
- 高强度的密封圈
- 可供轴键和保护器
- 外形美观
- 适应于高负载工作
- 可供不锈钢轴
- S1连续工作制
- F级绝缘
- 高性能、高效率

产品优势

- 防水、防尘、防害
- 低噪音
- 节能
- 安装便捷
- 防腐
- 可靠
- 使用寿命长
- 适用于乡村、城市、工厂

PRODUCT INTRODUCTION

- Conform to the IEC standard
- Be made of selected quality materials, latest design in entirety.
- Applied in power devices of many machineries, such as small lathe, medical apparatus, household electric appliances, food processing and so on.
- Starting torque is 30%~70% of rated torque.

PRODUCT FEATURES

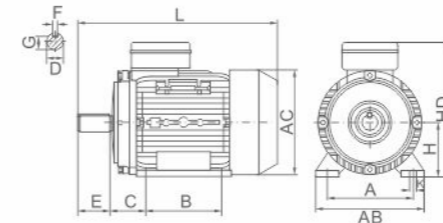
- IP54/IP55
- Multiple feet locations
- Aluminium frame, end shields and base
- High strength cable gland
- Shaft key and protector supplied
- Superior paint finish
- Motors made to heavy duty service factors
- Can be made with stainless steel shaft
- Motors made for continuous S1 duty
- Grade F insulation
- High performance and efficiency

PRODUCT ADVANTAGE

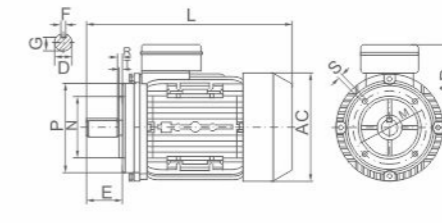
- Water, dust and vermin resistant
- Quiet operation
- Energy saving
- Easy installation (bolt on feet or brackets as required)
- Corrosion resistant
- Dependable
- Superior life
- Reliable in country, city or factory environments

ABLE[®]
ABLE MOTOR
www.ablecn.com

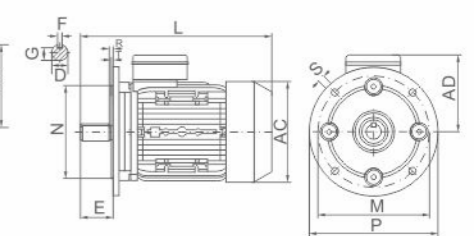
IMB3



IMB14



IMB5



外形及安装尺寸 INSTALLATION AND OVERALL DIMENSIONS

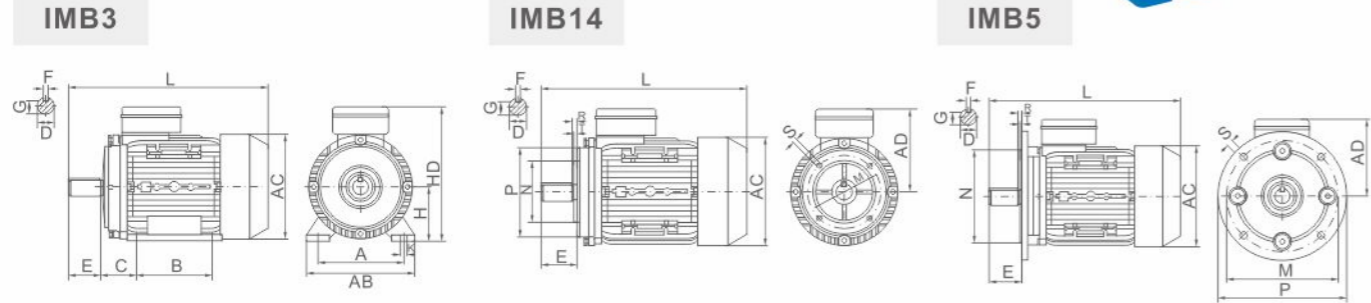
机座号 Frame Size	安装尺寸 Mounting Dimensions (mm)																				外形尺寸 Overall Dimensions(mm)					
	IMB14										IMB5															
	A	B	C	D	E	F	G	H	K	M	N	P	R	S	T	M	N	P	R	S	T	AB	AC	AD	HD	L
63	100	80	40	11	23	4	8.5	63	7	75	60	90	0	M5	2.5	115	95	140	0	10	3	130	130	120	185	230
71	112	90	45	14	30	5	11	71	7	85	70	105	0	M6	2.5	130	110	160	0	10	3.5	145	145	130	205	250
80	125	100	50	19	40	6	15.5	80	10	100	80	120	0	M6	3	165	130	200	0	12	3.5	160	165	145	225	295
90S	140	100	56	24	50	8	20	90	10	115	95	140	0	M8	3	165	130	200	0	12	3.5	180	185	150	240	335
90L	140	125	56	24	50	8	20	90	10	115	95	140	0	M8	3	165	130	200	0	12	3.5	180	185	150	240	360

技术参数 TECHNICAL DATA

型号 Model	额定功率 Rated Power	电压 Voltage	电流 Rated Current	额定 转速 Speed	效率 Eff.	功率 因数 P.F.	堵转转矩 额定转矩 Tst/Tn	最大转矩 额定转矩 Tmax/Tn	起动电流 Starting Current	重量 N.G
	kW	V	A	rpm	η(%)	cosφ			A	kg
MY631-2	0.18	220	1.48	2800	60	0.92	0.4	1.7	5.00	3.9
MY632-2	0.25	220	1.96	2800	63	0.92	0.4	1.7	7.00	4.4
MY711-2	0.37	220	2.73	2800	67	0.92	0.4	1.7	10.0	6.2
MY712-2	0.55	220	3.88	2800	70	0.92	0.4	1.7	15.0	6.5
MY801-2	0.75	220	5.15	2800	72	0.92	0.3	1.7	20.0	8.3
MY802-2	1.10	220	7.02	2800	75	0.95	0.3	1.7	30.0	9.0
MY90S-2	1.50	220	9.44	2800	76	0.95	0.3	1.7	45.0	13.0
MY90L-2	2.20	220	13.6	2800	77	0.95	0.3	1.7	65.0	15.0
MY631-4	0.12	220	1.10	1400	55	0.90	0.4	1.7	3.50	4.0
MY632-4	0.18	220	1.62	1400	56	0.90	0.4	1.7	5.00	4.5
MY711-4	0.25	220	2.02	1400	61	0.92	0.4	1.7	7.00	6.1
MY712-4	0.37	220	2.95	1400	62	0.92	0.4	1.7	10.0	7.0
MY801-4	0.55	220	4.25	1400	64	0.92	0.4	1.7	15.0	9.5
MY802-4	0.75	220	5.45	1400	68	0.92	0.3	1.7	20.0	10.0
MY90S-4	1.10	220	7.45	1400	71	0.95	0.3	1.7	30.0	13.0
MY90L-4	1.50	220	9.83	1400	73	0.95	0.3	1.7	45.0	16.0

MY2铝壳系列单相电容运转异步电动机

MY2 SERIES (ALUMINUM HOUSING) SINGLE PHASE CAPACITOR RUNNING INDUCTION MOTOR



外形及安装尺寸 INSTALLATION AND OVERALL DIMENSIONS

机座号 Frame Size	安装尺寸 Mounting Dimensions (mm)														外形尺寸 Overall Dimensions(mm)											
	IMB14														IMB5											
	A	B	C	D	E	F	G	H	K	M	N	P	R	S	T	M	N	P	R	S	T	AB	AC	AD	HD	L
6312	100	80	40	11	23	4	8.5	63	7	115	95	140	0	10	3	75	60	90	0	M5	2.5	125	120	120	183	215
6322	100	80	40	11	23	4	8.5	63	7	115	95	140	0	10	3	75	60	90	0	M5	2.5	125	120	120	183	215
6314	100	80	40	11	23	4	8.5	63	7	115	95	140	0	10	3	75	60	90	0	M5	2.5	125	120	120	183	215
6324	100	80	40	11	23	4	8.5	63	7	115	95	140	0	10	3	75	60	90	0	M5	2.5	125	120	120	183	248
7112	112	90	45	14	30	5	11	71	7	130	110	160	0	10	3.5	85	70	105	0	M6	2.5	138	139	130	201	245
7122	112	90	45	14	30	5	11	71	7	130	110	160	0	10	3.5	85	70	105	0	M6	2.5	138	139	130	201	245
7114	112	90	45	14	30	5	11	71	7	130	110	160	0	10	3.5	85	70	105	0	M6	2.5	138	139	130	201	245
7124	112	90	45	14	30	5	11	71	7	130	110	160	0	10	3.5	85	70	105	0	M6	2.5	138	139	130	201	255
8012	125	100	50	19	40	6	15.5	80	10	165	130	200	0	12	3.5	100	80	120	0	M6	3	160	158	145	225	285
8022	125	100	50	19	40	6	15.5	80	10	165	130	200	0	12	3.5	100	80	120	0	M6	3	160	158	145	225	285
8014	125	100	50	19	40	6	15.5	80	10	165	130	200	0	12	3.5	100	80	120	0	M6	3	160	158	145	225	295
8024	125	100	50	19	40	6	15.5	80	10	165	130	200	0	12	3.5	100	80	120	0	M6	3	160	158	145	225	335
90S	140	100	56	24	50	8	20	90	10	165	130	200	0	12	3.5	115	95	140	0	M8	3	175	175	151	241	328
90L	140	125	56	24	50	8	20	90	10	165	130	200	0	12	3.5	115	95	140	0	M8	3	175	175	151	241	354

技术参数 TECHNICAL DATA

型号 Model	额定功率 Rated Power	电压 Voltage	电流 Rated Current	额定转速 Speed	效率 Eff.	功率因数 PF.	额定转矩 Tn	堵转转矩 Tst/Tn	最大转矩 Tmax/Tn	起动电流 Starting Current	重量 N.G	运行电容 Running Capacitor	轴承 Bearing
	kW	V	A	rpm	η(%)	cosφ	Nm			A	kg	(uF/450V)	(DE/NDE)
MY2-5622	0.12	230	1.01	2800	54.5	0.95	0.41	0.5	1.9	3.5		6	6201/6201
MY2-6312	0.18	230	1.36	2790	60.4	0.95	0.62	0.5	1.8	4.5	4.4	6	6201/6201
MY2-6322	0.25	230	1.71	2780	64.8	0.98	0.86	0.5	2.0	6	4.6	12	6201/6201
MY2-7112	0.37	230	2.44	2800	69.5	0.95	1.26	0.4	1.7	8.5	6.3	14	6202/6202
MY2-7122	0.55	230	3.3	2800	74.1	0.98	1.88	0.5	1.7	12	7.3	20	6202/6202
MY2-8012	0.75	230	4.3	2830	77.4	0.98	2.53	0.35	1.9	20	9.8	25	6204/6204
MY2-8022	1.1	230	6.13	2850	79.6	0.98	3.69	0.4	1.9	30	11.2	30	6204/6204
MY2-90S-2	1.5	230	8.3	2850	81.3	0.97	5.03	0.34	2.0	45	15	40	6205/6204
MY2-90L-2	2.2	230	11.7	2850	83.2	0.98	7.37	0.35	2.0	60	19	60	6205/6204
MY2-6314	0.12	230	0.94	1400	59.1	0.94	0.82	0.45	1.8	3.5	4.6	6	6201/6201
MY2-6324	0.18	230	1.3	1400	64.7	0.94	1.23	0.45	1.7	4.5	5.2	10	6201/6201
MY2-7114	0.25	230	1.67	1400	68.5	0.95	1.71	0.35	1.7	7	6.7	10	6202/6202
MY2-7124	0.37	230	2.3	1420	72.7	0.97	2.49	0.4	1.7	9	7.3	16	6202/6202
MY2-8014	0.55	230	3.3	1420	77.1	0.94	3.70	0.4	1.7	15	11.6	20	6204/6204
MY2-8024	0.75	230	4.4	1400	79.6	0.94	5.12	0.32	1.7	20	13.8	25	6204/6204
MY2-90S-4	1.1	230	6.2	1400	81.4	0.95	7.50	0.4	1.9	27	16.7	30	6205/6204
MY2-90L-4	1.5	230	8.3	1400	82.8	0.95		0.45	1.8	38	19	40	6205/6204

ML铝壳系列单相双值电容异步电动机

ML SERIES ALUMINUM HOUSING SINGLE PHASE DUAL-VALUE CAPACITOR INDUCTION MOTOR



产品简介

铝壳系列电动机，符合IEC标准，启动转矩是额定转矩的1.8~2.5倍。

产品特点

- IP54(IP55)
- 活动底脚
- 铝壳机座、端盖、底脚
- 高强度的密封圈
- 可供轴键和保护器
- 外形美观
- 适应于高负载工作
- 可供不锈钢轴
- S1连续工作制
- F级绝缘
- 高性能、高效率

产品优势

- 防水、防尘、防害
- 低噪音
- 节能
- 安装便捷
- 防腐
- 可靠
- 使用寿命长
- 适用于乡村、城市、工厂

PRODUCT INTRODUCTION

- Conform to the IEC standard
- Be made of selected quality materials, latest design in entirety.
- Good performance, low noise, little vibration, and safety and reliable operation
- Nice appearance, light weight
- Be maintained very conveniently, simple construction
- Starting torque is 1.8~2.5 times of rated torque.

PRODUCT FEATURES

- IP54/IP55
- Multiple feet locations
- Aluminium frame, end shields and base
- High strength cable gland
- Shaft key and protector supplied
- Superior paint finish
- Motors made to heavy duty service factors
- Can be made with stainless steel shaft
- Motors made for continuous S1 duty
- Grade F insulation
- High performance and efficiency

PRODUCT ADVANTAGE

- Water, dust and vermin resistant
- Quiet operation
- Energy saving
- Easy installation (bolt on feet or brackets as required)
- Corrosion resistant
- Dependable
- Superior life
- Reliable in country, city or factory environments

ABLE[®]
ABLE MOTOR
www.ablecn.com

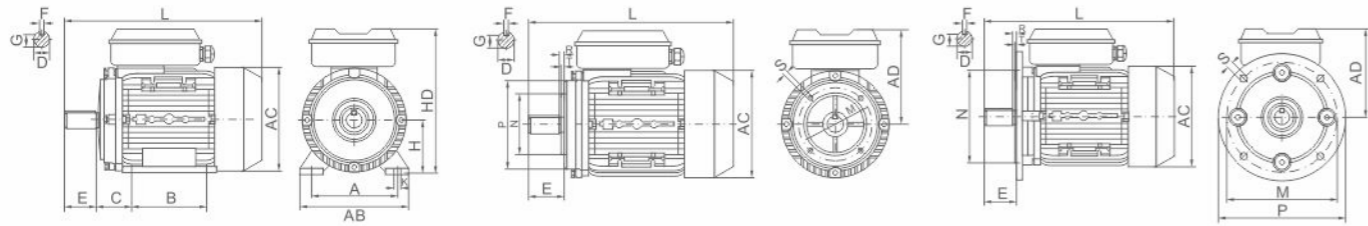
ML铝壳系列单相双值电容异步电动机

ML SERIES ALUMINUM HOUSING SINGLE PHASE DUAL-VALUE CAPACITOR INDUCTION MOTOR

IMB3

IMB14

IMB5



外形及安装尺寸 INSTALLATION AND OVERALL DIMENSIONS

机座号 Frame Size	安装尺寸 Mounting Dimensions (mm)																外形尺寸 Overall Dimensions(mm)									
	IMB14																IMB5									
	A	B	C	D	E	F	G	H	K	M	N	P	R	S	T	M	N	P	R	S	T	AB	AC	AD	HD	L
63	100	80	40	11	23	4	8.5	63	7	75	60	90	0	M5	2.5	115	95	140	0	10	3	130	130	120	188	235
71	112	90	45	14	30	5	11	71	7	85	70	105	0	M6	2.5	130	110	160	0	10	3.5	145	145	135	206	250
80	125	100	50	19	40	6	15.5	80	10	100	80	120	0	M6	3	165	130	200	0	12	3.5	160	165	145	225	305
90S	140	100	56	24	50	8	20	90	10	115	95	140	0	M8	3	165	130	200	0	12	3.5	180	185	155	245	335
90L	140	125	56	24	50	8	20	90	10	115	95	140	0	M8	3	165	130	200	0	12	3.5	180	185	155	245	360
100L	160	140	63	28	60	8	24	100	12	130	110	160	0	M8	3.5	215	180	250	0	15	4	205	215	170	270	405

技术参数 TECHNICAL DATA

型号 Model	额定功率 Rated Power	电压 Voltage	电流 Rated Current	额定 转速 Speed	效率 Eff.	功率 因数 PF.	堵转转矩 额定转矩 Tst/Tn	最大转矩 额定转矩 Tmax/Tn	起动电流 Starting Current	重量 N.G
	kW	V	A	rpm	η(%)	cosφ			A	kg
ML6312	0.18	220	1.55	2800	63.0	0.92	2.0	1.8	5.00	5.0
ML6322	0.25	220	1.80	2800	65.0	0.92	2.0	1.8	6.00	5.5
ML7112	0.37	220	2.73	2800	67.0	0.92	2.3	1.8	16.0	7.0
ML7122	0.55	220	3.88	2800	70.0	0.92	2.5	1.8	21.0	8.0
ML8012	0.75	220	5.15	2800	72.0	0.92	2.5	1.8	30.0	8.5
ML8022	1.10	220	7.02	2800	75.0	0.95	2.5	1.8	40.0	9.5
ML90S-2	1.50	220	9.44	2800	76.0	0.95	2.5	1.8	55.0	12.5
ML90L-2	2.20	220	13.6	2800	77.0	0.95	2.5	1.8	80.0	14.0
ML100L-2	3.00	220	18.2	2800	79.0	0.95	2.5	1.8	110	20.5
ML6314	0.12	220	1.25	1400	53.0	0.92	2.0	1.7	3.0	5.0
ML6324	0.18	220	1.65	1400	54.0	0.92	2.0	1.7	5.0	5.5
ML7114	0.25	220	1.99	1400	62.0	0.92	2.5	1.8	12.0	6.9
ML7124	0.37	220	2.81	1400	65.0	0.92	2.5	1.8	16.0	8.1
ML8014	0.55	220	4.00	1400	68.0	0.92	2.5	1.8	21.0	8.9
ML8024	0.75	220	5.22	1400	71.0	0.92	2.5	1.8	30.0	9.6
ML90S-4	1.10	220	7.20	1400	73.0	0.95	2.5	1.8	40.0	13.0
ML90L-4	1.50	220	9.57	1400	75.0	0.95	2.5	1.8	55.0	16.0
ML100L1-4	2.20	220	13.9	1400	76.0	0.95	2.5	1.8	80.0	23.0
ML100L2-4	3.00	221	18.6	1400	77.0	0.95	2.5	1.8	110	27.0

ML2铝壳系列单相双值电容异步电动机

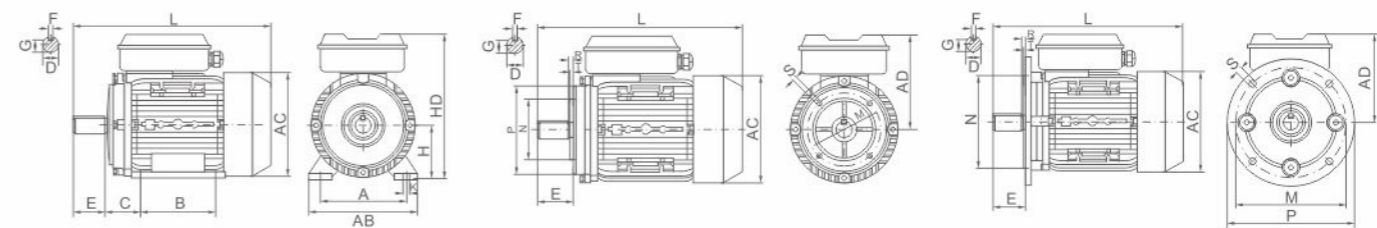
ML2 SERIES (ALUMINUM HOUSING) SINGLE PHASE DUAL-VALUE CAPACITOR INDUCTION MOTOR



IMB3

IMB14

IMB5



外形及安装尺寸 INSTALLATION AND OVERALL DIMENSIONS


机座号 Frame Size	安装尺寸 Mounting Dimensions (mm)																外形尺寸 Overall Dimensions(mm)									
	IMB14																IMB5									
	A	B	C	D	E	F	G	H	K	M	N	P	R	S	T	M	N	P	R	S	T	AB	AC	AD	HD	L
6312	100	80	40	11	23	4	8.5	63	7	115	95	140	0	10	3	75	60	90	0	M5	2.5	125	120	123	186	227
6322	100	80	40	11	23	4	8.5	63	7	115	95	140	0	10	3	75	60	90	0	M5	2.5	125	120	123	186	227
6314	100	80	40	11	23	4	8.5	63	7	115	95	140	0	10	3	75	60	90	0	M5	2.5	125	120	123	186	227
6324	100	80	40	11	23	4	8.5	63	7	115	95	140	0	10	3	75	60	90	0	M5	2.5	125	120	123	186	260
7112	112	90	45	14	30	5	11	71	7	130	110	160	0	10	3.5	85	70	105	0	M6	2.5	138	139	133	204	250
7122	112	90	45	14	30	5	11	71	7	130	110	160	0	10	3.5	85	70	105	0	M6	2.5	138	139	133	204	272
7114	112	90	45	14	30	5	11	71	7	130	110	160	0	10	3.5	85	70	105	0	M6	2.5	138	139	133	204	250
7124	112	90	45	14	30	5	11	71	7	130	110	160	0	10	3.5	85	70	105	0	M6	2.5	138	139	133	204	272
8012	125	100	50	19	40	6	15.5	80	10	165	130	200	0	12	3.5	100	80	120	0	M6	3	160	158	145	225	296
8022	125	100	50	19	40	6	15.5	80	10	165	130	200	0	12	3.5	100	80	120	0	M6	3	160	158	145	225	296
8014	125	100	50	19	40	6	15.5	80	10	165	130	200	0	12	3.5	100	80	120	0	M6	3	160	158	145	225	306
8024	125	100	50	19	40	6	15.5	80	10	165	130	200	0	12	3.5	100	80	120	0	M6	3	160	158	145	225	346
90S-2	140	100	56	24	50	8	20	90	10	165	130	200	0	12	3.5	115	95	140	0	M8	3	175	175	153	243	335
90S-4	140	100	56	24	50	8	20	90	10	165	130	200	0	12	3.5	115	95	140	0	M8	3	175	175	153	243	361
90L-2	140	125	56	24	50	8	20	90	10	165	130	200	0	12	3.5	115	95	140	0	M8	3	175	175	153	243	373
90L-4	140	125	56	24	50	8	20	90	10	165	130	200	0	12	3.5	115	95	140	0	M8	3	175	175	153	243	395
100L	160	140	63	28	60	8	24	100	12	215	180	250	0	14.5	4	130	110	160	0	M8	3.5	205	198	168	268	423
112M-2	190	140	70	28	60	8	24	112	12	215	180	250	0	14.5	4	130	110	160	0	M8	3.5	222	219	178	290	430
112M-4	190	140	70	28	60	8	24	112	12	215	180	250	0	14.5	4	130	110	160	0	M8	3.5	222	219	178	290	462

技术参数 TECHNICAL DATA

型号 Model	额定功率 Rated Power	电压 Voltage	电流 Rated Current	额定 转速 Speed	效率 Eff.	功率 因数 PF.	额定转矩 Tn	堵转转矩 额定转矩 Tst/Tn	最大转矩 额定转矩 Tmax/Tn	起动电流 Starting Current	重量 N.G	运行电容 Running Capacitor	起动电容 Starting Capacitor	轴承 Bearing
	kW	V	A	rpm	η(%)	cosφ	Nm			A	kg	(uF/450V)	(uF/250V)	(DE/NDE)
ML2-6312	0.18	230	1.36	2790	60.4	0.95	0.62	2.2	1.8	4.5	5.1	6	50	6201/6201
ML2-6322	0.25	230	1.71	2780	64.8	0.98	0.86	2.5	2.0	6	5.2	12	50	6201/6201
ML2-7112	0.37	230	2.44	2780	69.5	0.95	1.27	2.3	1.8	8.5	6.6	14	75	6202/6202
ML2-7122	0.55	230	3.3	2780	74.1	0.98	1.89	2.5	1.7	12	7.5	20	100	6202/6202
ML2-8012	0.75	230	4.3	2850	77.4	0.98	2.51	2.5	2.0	20	10.2	25	100	6204/6203
ML2-8022	1.1	230	6.13	2850	79.6	0.98	3.69	2.5	1.8	30	11.6	30	150	6204/6203
ML2-90S-2	1.5	230	8.2	2880	81.3	0.98	4.97	2.3	2.1	45	15.5	40	200	6205/6203
ML2-90L-2	2.2	230	11.7	2880	83.2	0.98	7.30	2.3	2.1	70	20.5	60	300	6205/6203
ML2-100L-2	3	230	15.7	2900	84.6	0.98	9.88	2.5	1.9	130	31.7	40	500	6206/6205
ML2-112M-2	4	230	21.3	2900	85.8	0.95	13.17	2.2	1.7	140	36.3	40	600	6306/6206
ML2-6314	0.12	230	0.97	1400	59.1	0.91	0.82	2.2	1.8	3.5	5.0	6	50	6201/6201
ML2-6324	0.18	230	1.31	1400	64.7	0.92	1.23	2.0	1.8	4.5	6.3	10	50	6201/6201
ML2-7114	0.25	230	1.67	1400	68.5	0.95	1.71	2.5	1.7	7.0	7.1	10	50	6202/6202
ML2-7124	0.37	230	2.33	1400	72.7	0.95	2.52	2.1	1.7	12.5	7.9	16	75	6202/6202
ML2-8014	0.55	230	3.3	1400	77.1	0.94	3.75	2.5	1.7	15	12.8	20	100	6204/6203
ML2-8024	0.75	230	4.4	1400	79.6	0.94	5.12	2.4	1.8	20	14.5	25	150	6204/6203
ML2-90S-4	1.1	230	6.2	1400	81.4	0.95	7.50	2.5	1.9	30	17.2	30	150	6205/6203
ML2-90L-4	1.5	230	8.3	1400	82.8	0.95	10.23	2.5	2.0	45	20.5	40	200	6205/6203
ML2-100L1-4	2.2	230	11.8	1450	84.3	0.96	14.49	2.5	1.9	85	29.4	50	400	6206/6205
ML2-100L2-4	3	230	15.9	1450	85.5	0.96	19.76	2.1	1.8	110	33.8	60	500	6206/6205
ML2-112M-4	4	230	21.1	1400	86.6	0.95	27.29	2.5	1.8	150	41.5	70	600	6306/6206

MSEJ-AC系列铝壳三相交流电磁制动异步电动机

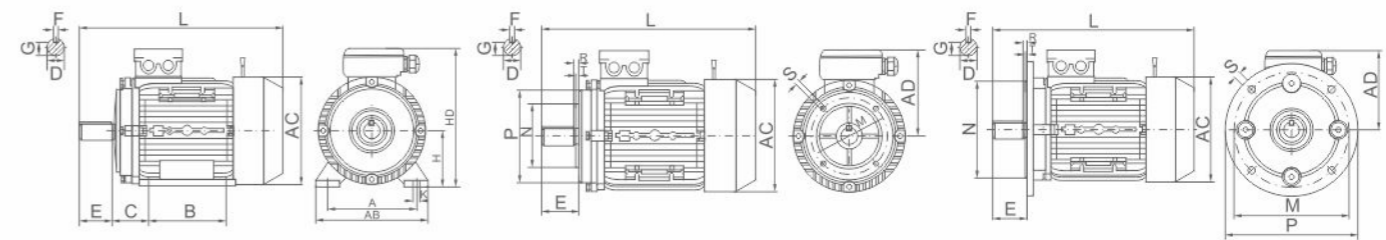
MSEJ-AC SERIES ALUMINUM HOUSING THREE PHASE AC ELECTROMAGNETIC BRAKE MOTOR



IMB3

IMB14

IMB5



外形及安装尺寸 INSTALLATION AND OVERALL DIMENSIONS

机座号 Frame Size	安装尺寸 Mounting Dimensions (mm)																				外形尺寸 Overall Dimensions(mm)											
	IMB3										IMB14					IMB5					AB		AC		AD		HD		L1		L2	
	A	B	C	D	E	F	G	H	K	M	N	P	R	S	T	M	N	P	R	S	T	AB	AC	AD	HD	L1	L2					
71	112	90	45	14	30	5	11	71	7	85	70	105	0	M6	2.5	130	110	160	0	10	3.5	145	145	127	198	320	330					
80M	125	100	50	19	40	6	15.5	80	10	100	80	120	0	M6	3	165	130	200	0	12	3.5	160	175	145	220	368	384					
90S	140	100	56	24	50	8	20	90	10	115	95	140	0	M8	3	165	130	200	0	12	3.5	180	205	170	265	416	430					
90L	140	125	56	24	50	8	20	90	10	115	95	140	0	M8	3	165	130	200	0	12	3.5	180	205	170	265	430	450					
100L	160	140	63	28	60	8	24	100	12	130	110	160	0	M8	3.5	215	180	250	0	14.5	4	205	215	180	270	487	-					
112M	190	140	70	28	60	8	24	112	12	130	110	160	0	M8	3.5	215	180	250	0	14.5	4	245	255	200	310	501	526					
132S	216	140	89	38	80	10	33	132	12	165	130	200	0	M10	3.5	265	230	300	0	14.5	4	280	310	230	365	575	-					
132M	216	178	89	38	80	10	33	132	12	165	130	200	0	M10	3.5	265	230	300	0	14.5	4	280	310	230	365	613	-					
160M	254	210	108	42	110	12	37	160	14.5	215	180	250	0	M12	4	300	250	350	0	18.5	5	320	314	264	424	705	-					
160L	254	254	108	42	110	12	37	160	14.5	215	180	250	0	M12	4	300	250	350	0	18.5	5	320	314	264	424	750	-					
180M	279	241	121	48	110	14	42.5	180	14.5	\	\	\	\	\	\	300	250	350	0	18.5	5	355	390	285	465	800	-					
180L	279	279	121	48	110	14	42.5	180	14.5	\	\	\	\	\	\	300	250	350	0	18.5	5	355	390	285	465	837	-					

备注：L1使用的是常规AC制动器，L2使用双盘AC制动器

产品简介

MSEJ-AC系列三相制动异步电动机，是全封闭、自扇冷、鼠笼型，附加交流电磁铁制动器的三相异步电动机。

产品应用

适用于要求往复运转、频繁启动、快速停止、准确定位的各种机械，作为主传动和辅助传动之用，如：电动阀门、橡胶化工机械、木工机械、印刷机械、建筑机械、食品、仓库机械和冶金、锻压机械等。

产品特点

- 启动转矩高、制动力矩大，
- 适用于频繁启动、制动
- 制动迅速、定位准确、安全可靠
- 振动小、噪音低
- 制动器可人工释放、便于手动盘车
- 安装尺寸符合IEC标准

使用条件

- 电源：三相，380V 50Hz
- 工作方式：S1连续工作制
- 防护等级：IP55
- 冷却方式：IC411
- 绝缘等级：F级

INTRODUCTION

MSEJ-AC series motor is a totally enclosed, self-fan cooled, and squirrel cage type three-phase asynchronous motor with additional AC electromagnetic brake.

APPLICATION

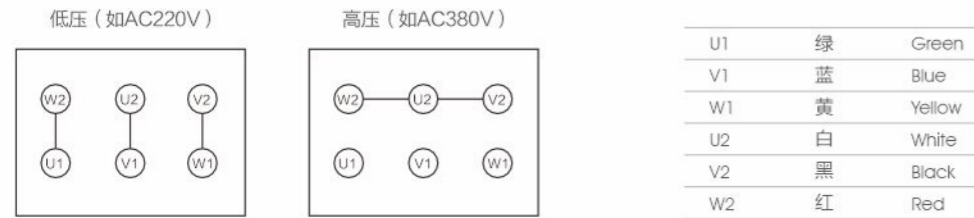
Suitable for a kind of machine be required to stop quickly, be located accurately, rotated and braked frequently. such as electric valve, rubber chemical machinery, wood working machinery, printing machinery, construction machinery, food machinery, warehouse machinery, metallurgy, forging machinery and so on.

FEATURE

- High starting and braking force
- Frequently starting and quick braking
- Reliable, accurate and safe
- Low vibration and low noise
- The brake can be released by hand for easy maintenance.
- Mounting dimensions meet IEC standards.

WORKING CONDITIONS

- Power supply: Three-phase, 380V, 50Hz
- Duty type: S1
- Protection class: IP55
- Cooling method: IC411
- Insulation class: F



交流制动器接线 AC brake connection

该交流电磁制动器采取交流断电制动方式，所需电源直接取自电机接线端，不需要整流装置，快速制动。

当制动器通电时，电磁铁心将衔铁吸合，制动盘被释放，亦即制动器被打开，让电机运转；

当制动器断电时，依靠弹簧力量作用于制动盘上，使处于衔铁与电机端盖之间的制动盘被夹紧，靠摩擦力矩使电机停止转动。

The AC electromagnetic brake adopts AC power off braking mode. The power supply is directly from the motor wiring connection. It could realize quick braking without rectifying device.

When the brake is energized, the electromagnet core draws the armature, the brake disc is released. At this time, the brake is opened, so that the motor runs.

When the brake is powered off, the brake disc is clamped between the armature and the motor end cover by the spring force, and the motor stops running by the friction torque.

制动器技术参数 BRAKE TECHNICAL PARAMETER

机座号 Frame size	71	80	90	100-112	132	160	180
额定转矩 Rated torque (Nm)	5	8	15	40	80	130	234
额定电压 Rated voltage (V, AC)	380	380	380	380	380	380	380
工作间隙 working clearance (mm)	0.25	0.2	0.2	0.25	0.3	0.35	0.35
扳手释放间隙 wrench release clearance (mm)	0.6	0.6	0.6	0.6	1	1	1
最大间隙 Maximum clearance (mm)	0.85	0.8	0.8	0.85	1	1.2	1.2

技术参数 TECHNICAL DATA

型号 Model	额定功率 Rated Power	额定电流 Rated Current(A) (50HZ)			额定 转速 Speed	效率 Eff. %	功率 因素 PF. cosφ	制动 转矩 Tn N.m	启动电流 额定电流 Ist/In	堵转转矩 额定转矩 Tst/Tn	最大转矩 额定转矩 Tmax/Tn
		220V	380V	660V							
MSEJ7112-AC	0.37	1.71	0.99	0.57	2690	70	0.81	5	6.1	2.2	2.2
MSEJ7122-AC	0.55	2.42	1.40	0.81	2715	73	0.82	5	6.1	2.2	2.3
MSEJ8012-AC	0.75	3.17	1.83	1.06	2730	75	0.83	8	6.5	2.2	2.3
MSEJ8022-AC	1.1	4.47	2.58	1.49	2746	77	0.84	8	7	2.2	2.3
MSEJ90S-2-AC	1.5	5.94	3.43	1.98	2715	79	0.84	15	7	2.2	2.3
MSEJ90L-2-AC	2.2	8.40	4.85	2.80	2772	81	0.85	15	7	2.2	2.3
MSEJ100L-2-AC	3	10.9	6.31	3.64	2870	83	0.87	40	7	2.2	2.3
MSEJ112M-2-AC	4	14.1	8.13	4.69	2890	85	0.88	40	7	2.2	2.3
MSEJ132S1-2-AC	5.5	19.1	11.0	6.37	2910	86	0.88	80	7	2	2.3
MSEJ132S2-2-AC	7.5	25.8	14.9	8.59	2900	87	0.88	80	7	2	2.3
MSEJ160M1-2-AC	11	36.9	21.3	12.3	2930	88	0.88	130	7	2	2.3
MSEJ160M-2-AC	15	49.7	28.7	16.6	2930	89	0.89	130	7	2	2.2
MSEJ160L-2-AC	18.5	59.9	34.6	20.0	2930	90	0.9	130	7	2	2.2
MSEJ180M-2-AC	22	70.8	40.9	23.6	2970	90.5	0.9	234	7	2	2.2
MSEJ7114-AC	0.25	1.37	0.79	0.46	1390	65	0.74	5	4.4	2.1	2.4
MSEJ7124-AC	0.37	1.94	1.12	0.65	1375	67	0.75	5	5.2	2.1	2.4
MSEJ8014-AC	0.55	2.72	1.57	0.91	1370	71	0.75	8	6	2.4	2.3
MSEJ8024-AC	0.75	3.55	2.05	1.18	1380	73	0.76	8	6	2.3	2.3
MSEJ90S-4-AC	1.1	5.01	2.89	1.67	1390	75	0.77	15	6.5	2.3	2.3
MSEJ90L-4-AC	1.5	6.41	3.70	2.14	1400	78	0.79	15	6.5	2.3	2.3
MSEJ100L1-4-AC	2.2	8.94	5.16	2.98	1430	80	0.81	40	7	2.2	2.3
MSEJ100L2-4-AC	3	11.7	6.78	3.91	1430	82	0.82	40	7	2.2	2.3
MSEJ112M-4-AC	4	15.3	8.82	5.09	1430	84	0.82	40	7	2.2	2.3
MSEJ132S-4-AC	5.5	20.5	11.8	6.84	1440	85	0.83	80	7	2.2	2.3
MSEJ132M-4-AC	7.5	27.0	15.6	9.0	1450	87	0.84	80	7	2.2	2.3
MSEJ160M-4-AC	11	38.6	22.3	12.9	1460	88	0.85	130	7	2.2	2.3
MSEJ160L-4-AC	15	52.0	30.0	17.3	1460	89	0.85	130	7	2.2	2.2
MSEJ180M-4-AC	18.5	63.0	36.4	21.0	1470	90.5	0.85	234	7	2	2.2
MSEJ180L-4-AC	22	74.7	43.1	24.9	1470	91	0.85	234	7	2	2.2
MSEJ90S-6-AC	0.75	3.97	2.29	1.32	930	69	0.72	15	5.5	1.9	2.2
MSEJ90L-6-AC	1.1	5.51	3.18	1.84	930	72	0.73	15	5.5	1.9	2.2
MSEJ100L-6-AC	1.5	6.93	4.00	2.31	945	76	0.75	40	6	1.9	2.2
MSEJ112M-6-AC	2.2	9.65	5.57	3.22	945	79	0.76	40	6	2	2.2
MSEJ132S-6-AC	3	12.8	7.40	4.3	960	81	0.76	80	6.5	2	2.2
MSEJ132M1-6-AC	4	16.9	9.75	5.6	960	82	0.76	80	6.5	2	2.2
MSEJ132M2-6-AC	5.5	22.4	12.9	7.5	960	84	0.77	80	6.5	2	2
MSEJ160M-6-AC	7.5	28.6	16.5	9.5	970	86	0.8	130	6.5	2	2
MSEJ160L-6-AC	11	41.7	24.1	13.9	970	87.5	0.79	130	6.5	1.7	2
MSEJ180L-6-AC	15	54.6	31.5	18.2	970	87.5	0.79	234	6.5	1.8	2
MSEJ132S-8-AC	2.2	10.5	6.04	3.49	720	78	0.71	80	5.5	2	2
MSEJ132M-8-AC	3	13.7	7.9	4.56	720	79	0.73	80	5.5	2	2
MSEJ160M1-8-AC	4	17.7	10.2	5.89	720	81	0.73	130	6	2	2
MSEJ160M2-8-AC	5.5	23.6	13.6	7.85	720	83	0.74	130	6	2	2
MSEJ160L-8-AC	7.5	30.7	17.7	10.2	720	85.5	0.75	130	5.5	2	2
MSEJ180L-8-AC	11	43.5	25.1	14.5	730	87.5	0.76	234	6	1.7	2

MSEJ-DC系列铝壳三相直流电磁制动电动机

MSEJ SERIES THREE PHASE ASYNCHRONOUS ELECTROMAGNETIC BRAKING MOTOR



产品简介

MSEJ系列三相制动异步电动机，是全封闭、自扇冷、鼠笼型，附加直流电磁制动器的三相异步电动机。是MS系列的派生系列。

产品应用

适用于地切要求快速停止、准确定位、往复运转、频繁起动的各种机械，作为主传动和辅助传动之用，如：电动阀门、橡胶化工机械、木工机械、印刷机械、建筑机械、食品、仓库机械和冶金、锻压机械等。

产品特点

- 高效、节能
- 启动转矩高、制动力矩大，适用于频繁启动、制动
- 制动迅速、定位准确、安全可靠
- 振动小、噪音低
- 制动器可人工释放、便于手动盘车
- 安装尺寸符合IEC标准

标准形式

- 电源：三相，380V 50HZ
- 工作方式：S1连续工作制
- 防护等级：IP54
- 冷却方式：IC411
- 绝缘等级：F级
- 接法：3KW以下“Y”接法，4KW以上（含4KW）“Δ”接法
- 工作条件：
- 环境温度：-20℃~40℃
- 海拔：1000m以下
- 制动方式：失电制动，制动电源由接线盒内的整流器供给，H100以下AC220V-DC99V，H112以上AC380V-DC170V。

PRODUCT INTRODUCTION

MSEJ series motor is a totally enclosed, self-cooled, and squirrel cage type three-phase asynchronous motor with additional DC electromagnetic brake. It is the derived series of MS.

FEATURE

High efficiency, energy-saving, big braking force moment, suitable for any frequently started machines, reliable, safe, and low noise. Easy to maintain, the brake can be uncharged by man. Installation dimensions meet IEC standards

APPLICATION

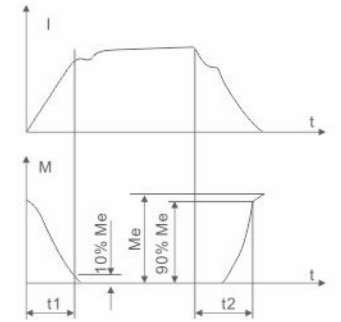
Suitable for any kind of machine which is required to stop quickly, be located accurately, rotate and brake frequently. such as electric valve, rubber chemical machinery, wood working machinery, printing machinery, construction machinery, food machinery, warehouse machinery, metallurgy, forging machinery and so on.

STANDARD FORM

- Three-phase asynchronous, 380V, 50 HZ
- Duty type: S1 continuous
- Protection grade: IP54
- Cooling method: IC411
- Insulation grade: F
- Connection: star "Y" for powers below 3Kw; Delta "Δ" for 4Kw and above
- Ambient temperature: -20℃~40℃
- Altitude: below 1000m
- Braking type: braking without electricity. Braking power is supplied by rectifier of terminal box.
- Below H100: AC220V-DC99V; Over H112: AC380V-DC170V

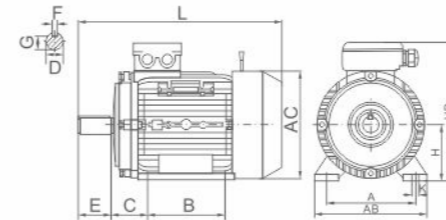
制动器技术参数 BRAKE TECHNICAL DATA

电机中心高	FRAME	mm	63	71	80	90	100	112	132	160	180
额定制动力	Rated torque	Nm	4	5	7.5	15	30	40	75	150	200
励磁功率P20℃	Excitation power	w	25	25	50	60	80	110	130	150	150
接通时间T1	Connection time T1	ms	60	63	84	110	140	152	165	214	252
接通时间T2	Connection time T2	ms	50	55	75	95	120	130	140	180	210
工作气隙&MAX	Aperture & max	mm	0.2	0.2	0.3	0.4	0.4	0.5	0.5	0.6	0.6
最大工作气隙	Max aperture & max	mm	0.8	0.8	1	1	1	1	1.2	1.2	1.2
励磁电压DC	Excitation voltage	v	99	99	99	99	99	170	170	170	170
允许最高工作转速	Max. working speed	r/min	3000	3000	3000	3000	3000	3000	3000	3000	3000

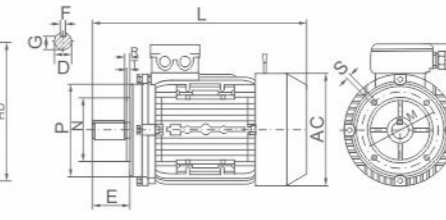


BRAKE CURVES

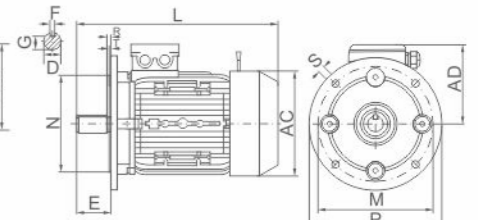
IMB3



IMB14



IMB5



外形及安装尺寸 INSTALLATION AND OVERALL DIMENSIONS

机座号 Frame Size	安装尺寸 Mounting Dimensions (mm)																外形尺寸 Overall Dimensions (mm)									
	IMB14								IMB5								AB	AC	AD	HD	L					
	A	B	C	D	E	F	G	H	K	M	N	P	R	S	T	M	N	P	R	S	T	AB	AC	AD	HD	L
63	100	80	40	11	23	4	8.5	63	7	75	60	90	0	M5	2.5	115	95	140	0	10	3.0	130	130	117	180	266
71	112	90	45	14	30	5	11	71	7	85	70	105	0	M6	2.5	130	110	160	0	10	3.5	145	145	127	198	308
80	125	100	50	19	40	6	15.5	80	10	100	80	120	0	M6	3.0	165	130	200	0	12	3.5	160	165	141	221	350
90S	140	100	56	24	50	8	20	90	10	115	95	140	0	M8	3.0	165	130	200	0	12	3.5	180	185	147	237	399
90L	140	125	56	24	50	8	20	90	10	115	95	140	0	M8	3.0	165	130	200	0	12	3.5	180	185	147	237	425
100L	160	140	63	28	60	8	24	100	12	130	110	160	0	M8	3.5	215	180	250	0	15	4.0	205	215	157	257	462
112M	190	140	70	28	60	8	24	112	12	130	110	160	0	M8	3.5	215	180	250	0	15	4.0	245	240	174	286	501
132S	216	140	89	38	80	10	33	132	12	165	130	200	0	M10	4.0	265	230	300	0	15	4.0	280	275	193	325	561
132M	216	178	89	38	80	10	33	132	12	165	130	200	0	M10	4.0	265	230	300	0	15	4.0	280	275	193	325	599
160M	254	210	108	42	110	12	37	160	15	215	180	250	0	M12	4.0	300	250	350	0	15	5.0	320	330	255	420	742
160L	254	254	108	42	110	12	37	160	15	215	180	250	0	M12	4.0	300	250	350	0	15	5.0	320	330	255	420	742
180M	279	241	121	48	110	14	42.5	180	15	265	230	300	0	M15	4.0	300	250	350	0	19	5.0	355	380	280	455	820
180L	279	279	121	48	110	14	42.5	180	15	265	230	300	0	M15	4.0	300	250	350	0	19	5.0	355	380	280	455	820

技术参数 TECHNICAL DATA

型号 Model	额定功率 Rated Power	额定电流 Rated Current (A)		额定转速 Rated Speed	效率 Eff.	功率因素 PF.	制动力矩 Braking torque	空载制 动时间 No load braking time	励磁 功率 Exciting power	启动电流 额定电流 Ist/In	堵转转矩 额定转矩 Tst/Tn	最大转矩 额定转矩 Tmax/Tn
		220V	380V									
MSEJ6312	0.18	0.91	0.53	2715	69	0.75	4	0.2	18	5.5	2.2	2.2
MSEJ6322	0.25	1.19	0.69	2715	68	0.81	4	0.2	18	5.5	2.2	2.2
MSEJ7112	0.37	1.71	0.99	2690	70	0.81	4	0.2	18	6.1	2.2	2.2
MSEJ7122	0.55	2.41	1.40	2715	73	0.82	4	0.2	18	6.1	2.2	2.3
MSEJ8012	0.75	3.16	1.83	2730	75	0.83	7.5	0.2	50	6.5	2.2	2.3
MSEJ8022	1.1	4.46	2.58	2746	77	0.84	7.5	0.2	50	7	2.2	2.3
MSEJ90S-2	1.5	5.93	3.43	2715	79	0.84	15	0.2	60	7	2.2	2.3
MSEJ90L-2	2.2	8.39	4.85	2772	81	0.85	15	0.2	60	7	2.2	2.3
MSEJ100L-2	3	10.9	6.31	2870	83	0.87	30	0.2	80	7	2.2	2.3
MSEJ112M-2	4	14.0	8.13	2890	85	0.88	40	0.25	110	7	2.2	2.3
MSEJ132S1-2	5.5	19.0	11.0	2910	86	0.88	75	0.25	130	7	2	2.3
MSEJ132S2-2	7.5	25.7	14.8	2900	87	0.88	75	0.25	130	7	2	2.3
MSEJ160M1-2	11	21.3	12.2	2930	88	0.88	150	0.35	150	7	2	2.3
MSEJ160M-2	15	28.7	16.4	2930	89	0.89	150	0.35	150	7	2	2.2
MSEJ160L-2	18.5	34.6	19.8	2930	90	0.9	150	0.35	150	7	2	2.2
MSEJ180M-2	22	40.9	23.4	2970	90.5	0.9	200	0.35	150	7	2	2.2
MSEJ6314	0.12	0.89	0.51	1350	53	0.64	4	0.2	18	7	2.1	2.4
MSEJ6324	0.18	1.25	0.73	1340	56	0.66	4	0.2	18	4.4	2.1	2.4
MSEJ7114	0.25	1.36	0.79	1390	65	0.74	4	0.2	18	4.4	2.1	2.4
MSEJ7124	0.37	1.93	1.12	1375	67	0.75	4	0.2	18	5.2	2.1	2.4
MSEJ8014	0.55	2.71	1.57	1370	71	0.75	7.5	0.2	50	6	2.4	2.3
MSEJ8024	0.75	3.55	2.05	1380	73	0.76	7.5	0.2	50	6	2.3	2.3
MSEJ90S-4	1.1	5.00	2.89	1390	75	0.77	15	0.2	60	6.5	2.3	2.3
MSEJ90L-4	1.5	6.39	3.70	1400	78	0.79	15	0.2	60	6.5	2.3	2.3
MSEJ100L1-4	2.2	8.91	5.16	1430	80	0.81	30	0.2	80	7	2.2	2.3
MSEJ100L2-4	3	11.7	6.78	1430	82	0.82	30	0.2	80	7	2.2	2.3
MSEJ112M-4	4	15.2	8.82	1430	84	0.82	40	0.25	110	7	2.2	2.3
MSEJ132S-4	5.5	20.4	11.8	1440	85	0.83	75	0.25	130	7	2.2	2.3
MSEJ132M-4	7.5	26.9	15.5	1450	87	0.84	75	0.25	130	7	2.2	2.3
MSEJ160M-4	11	22.3	12.7	1460	88	0.85	150	0.35	150	7	2.2	2.3
MSEJ160L-4	15	30.0	17.1	1460	89	0.85	150	0.35	150	7	2.2	2.2
MSEJ180M-4	18.5	36.4	20.8	1470	90.5	0.85	200	0.35	150	7	2	2.2
MSEJ180L-4	22	43.1	24.6	1470	91	0.85	200	0.35	150	7	2	2.2
MSEJ90S-6	0.75	3.96	2.29	930	69	0.72	15	0.2	60	5.5	1.9	2.2
MSEJ90L-6	1.1	5.49	3.18	930	72	0.73	15	0.2	60	5.5	1.9	2.2
MSEJ100L-6	1.5	6.91	4.00	945	76	0.75	30	0.2	80	6	1.9	2.2
MSEJ112M-6	2.2	9.62	5.57	945	79	0.76	40	0.25	110	6	2	2.2
MSEJ132S-6	3	12.7	7.40	960	81	0.76	75	0.25	130	6.5	2	2.2
MSEJ132M1-6	4	16.8	9.75	960	82	0.76	75	0.25	130	6.5	2	2.2
MSEJ132M2-6	5.5	22.3	12.9	960	84	0.77	75	0.35	130	6.5	2	2
MSEJ160M-6	7.5	16.5	9.43	970	86	0.8	150	0.35	150	6.5	2	2
MSEJ160L-6	11	24.1	13.8	970	87.5	0.79	150	0.35	150	6.5	1.7	2
MSEJ180L-6	15	31.5	18.0	970	87.5	0.79	200	0.35	150	6.5	1.8	2
MSEJ132S-8	2.2	10.4	6.04	720	78	0.71	75	0.25	130	5.5	2	2
MSEJ132M-8	3	13.6	7.90	720	79	0.73	75	0.25	130	5.5	2	2
MSEJ160M1-8	4	10.2	5.80	720	81	0.73	150	0.35	150	6	2	2
MSEJ160M2-8	5.5	13.6	7.80	720	83	0.74	150	0.35	150	6	2	2
MSEJ160L-8	7.5	17.7	10.1	720	85.5	0.75	150	0.35	150	5.5	2	2
MSEJ180L-8	11	25.1	14.3	730	87.5	0.76	200	0.35	150	6	1.7	2

Y2/Y2HE系列铸铁壳三相异步电动机

Y2/Y2HE SERIES CAST IRON THREE PHASE INDUCTION MOTOR

IE1 IE2



产品简介

该系列电机是专为欧洲市场设计的三相异步电机，电机出线盒置于电机机壳顶部，整机机构紧凑、外形美观大方，安装尺寸符合IEC标准，F级绝缘、B级温升考核，具有高效、节能、起动转矩大，使用维护方便等特点。

使用条件

- 绝缘等级: F
- 防护等级: IP54/IP55
- 额定电压: 根据客户需求
- 额定频率: 50Hz/60Hz
- 冷却方式: IC411
- 工作制: S1

安装结构

- B3机座带底脚，端盖无凸缘
- B35机座带底脚，端盖有凸缘
- B5机座无底脚，端盖有凸缘

PRODUCT INTRODUCTION

- Three-phase asynchronous motors
- Designed specifically for European market
- Terminal box is at the top of motor housing
- Compact structure and beautiful appearance
- Installation dimensions meet IEC standard
- Grade F insulation
- Grade B temperature rise test
- High efficiency, energy saving, and large starting torque
- Easy to use and maintain

APPLICATION CONDITIONS

- Insulation grade: F
- Protection grade: IP54/IP55
- Rated voltage according to customer's request
- Rated frequency: 50Hz/60Hz
- Cooling method: IC411
- Duty type: S1

INSTALLATION STRUCTURE

- B3 base with feet; end shields without flange
- B35 base with feet; end shields with flange
- B5 base without feet; end shields with flange



www.ablecn.com

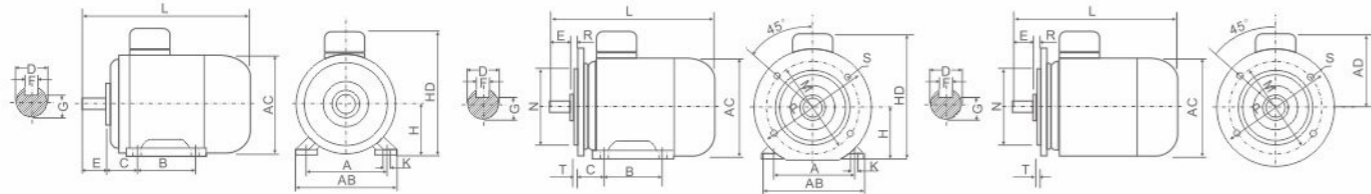
Y2/Y2HE系列铸铁壳三相异步电动机

Y2/Y2HE SERIES CAST IRON THREE PHASE INDUCTION MOTOR

IMB3

IMB35

IMB5



外形及安装尺寸 INSTALLATION AND OVERALL DIMENSIONS

机座号 Frame Size	安装尺寸 Mounting Dimensions (mm)																外形尺寸 Overall Dimensions(mm)								
	A	B	C	D		E		F		G		H	K	M	N	P	R	S	T	AB	AC	AD	HD	L	
				2P	4,6,8,10P	2P	4,6,8,10P	2P	4,6,8,10P	2P	4,6,8,10P													2P	4,6,8,10P
63	100	80	40	11	23	4	8.5	63	7	115	95	140	0	10	3	135	130	70	180	230					
71	112	90	45	14	30	5	11	71	7	130	110	160	0	10	3	150	145	80	195	255					
80	125	100	50	19	40	6	15.5	80	10	165	130	200	0	12	3.5	165	175	145	220	295					
90S	140	100	56	24	50	8	20	90	10	165	130	200	0	12	3.5	180	195	155	250	320					
90L	140	125	56	24	50	8	20	90	10	165	130	200	0	12	3.5	180	195	155	250	345					
100L	160	140	63	28	60	8	24	100	12	215	180	250	0	15	4	205	215	180	270	385					
112M	190	140	70	28	60	8	24	112	12	215	180	250	0	15	4	230	240	190	300	400					
132S	216	140	89	38	80	10	33	132	12	265	230	300	0	15	4	270	275	210	345	470					
132M	216	178	89	38	80	10	33	132	12	265	230	300	0	15	4	270	275	210	345	510					
160M	254	210	108	42	110	12	37	160	15	300	250	350	0	19	5	315	330	255	400	605					
160L	254	254	108	42	110	12	37	160	15	300	250	350	0	19	5	315	330	255	400	660					
180M	279	241	121	48	110	14	42.5	180	15	300	250	350	0	19	5	355	380	280	440	690					
180L	279	279	121	48	110	14	42.5	180	15	300	250	350	0	19	5	355	380	280	440	725					
200L	318	305	133	55	110	16	49	200	19	350	300	400	0	19	5	410	420	305	500	765					
225S	356	286	149	-	60	-	140	-	18	-	53	225	19	400	350	450	0	19	5	445	470	335	555	-	810
225M	356	311	149	55	60	110	140	16	18	49	53	225	19	400	350	450	0	19	5	445	470	335	550	805	835
250M	406	349	168	60	65	140	170	18	22	58	58	250	24	500	450	550	0	19	5	485	510	370	615	910	
280S	457	368	190	65	75	140	170	18	22	58	67.5	280	24	500	450	550	0	19	5	550	580	410	660	980	
280M	457	419	190	65	75	140	170	18	22	58	67.5	280	24	500	450	550	0	19	5	550	580	410	660	1030	
315S	508	406	216	65	80	140	170	18	22	58	71	315	28	600	550	660	0	24	6	630	645	630	825	1180	1275
315M	508	457	216	65	80	140	170	18	22	58	71	315	28	600	550	660	0	24	6	630	645	630	830	1290	1320
315L	508	508	216	65	80	140	170	18	22	58	71	315	28	600	550	660	0	24	6	630	645	630	830	1290	1320
355M	610	560	254	75	95	140	170	20	25	68	86	355	28	740	680	800	0	24	6	705	710	655	1010	1510	1540
355L	610	630	254	75	95	140	170	20	25	68	86	355	28	740	680	800	0	24	6	705	710	655	1010	1510	1540

技术参数 TECHNICAL DATA

IE1

型号 Model	额定功率 Rated Power		额定电流 Rated Current (A)									额定 转速 Speed rpm	额定 转矩 Tn N.m	效率 Eff. η(%)	功率 因数 P.F. cosφ	堵转转矩 Tst/Tn	最大转矩 Tmax/Tn	堵转电流 Ist/In	重量 N.G kg
	KW	HP	220V	380V	660V	230V	400V	690V	240V	415V	720V								
Y2-631-2	0.18	0.25	0.91	0.53	0.24	0.87	0.50	0.23	0.83	0.48	0.22	2760	0.62	65.0	0.80	3.0	3.2	5.0	7
Y2-632-2	0.25	0.35	1.19	0.69	0.32	1.14	0.66	0.31	1.09	0.63	0.29	2760	0.87	68.0	0.81	3.2	3.3	5.0	7.2
Y2-711-2	0.37	0.5	1.71	0.99	0.46	1.64	0.94	0.44	1.57	0.91	0.42	2800	1.26	70.0	0.81	2.8	3.0	5.0	9.7
Y2-712-2	0.55	0.75	2.41	1.40	0.66	2.31	1.33	0.63	2.21	1.28	0.60	2800	1.88	73.0	0.82	3.3	3.5	5.0	10.7
Y2-801-2	0.75	1	3.29	1.90	0.91	3.15	1.81	0.87	3.01	1.74	0.83	2890	2.48	72.1	0.83	2.8	3.8	7.0	16
Y2-802-2	1.1	1.5	4.58	2.65	1.28	4.38	2.52	1.23	4.20	2.43	1.18	2900	3.62	75.0	0.84	2.8	3.5	7.0	17
Y2-90S-2	1.5	2	6.07	3.51	1.70	5.81	3.34	1.63	5.56	3.22	1.56	2900	4.94	77.2	0.84	2.4	2.8	7.5	21
Y2-90L-2	2.2	3	8.52	4.93	2.41	8.15	4.69	2.31	7.81	4.52	2.21	2930	7.17	79.7	0.85	2.5	2.8	7.5	25
Y2-100L-2	3	4	11.1	6.43	3.22	10.6	6.11	3.08	10.1	5.89	2.95	2930	9.78	81.5	0.87	2.6	3.2	7.3	33
Y2-112M-2	4	5.5	14.3	8.30	4.21	13.7	7.90	4.03	13.1	7.61	3.86	2930	13.0	83.1	0.88	2.5	2.7	7.0	42
Y2-132S1-2	5.5	7.5	19.3	11.2	5.68	18.5	10.6	5.43	17.7	10.2	5.21	2940	17.9	84.7	0.88	2.6	3.0	7.8	64
Y2-132S2-2	7.5	10	26.0	15.0	7.63	24.8	14.3	7.30	23.8	13.7	6.99	2950	24.3	86.0	0.88	2.5	2.7	7.5	68
Y2-160M1-2	11	15	37.0	21.4	10.9	35.4	20.3	10.5	33.9	19.6	10.0	2950	35.6	87.6	0.89	2.7	3.0	7.8	106
Y2-160M2-2	15	20	49.8	28.8	14.7	47.7	27.4	14.1	45.7	26.4	13.5	2970	48.2	88.7	0.89	2.7	3.0	7.8	107
Y2-160M3-2	18.5	25	60.4	34.9	18.1	57.7	33.2	17.3	55.3	32.0	16.6	2970	59.5	89.3	0.90	2.7	3.0	7.8	117
Y2-160L-2	18.5	25	60.4	34.9	18.1	57.7	33.2	17.3	55.3	32.0	16.6	2970	59.5	89.3	0.90	2.7	3.0	7.8	130
Y2-180M-2	22	30	71.3	41.3	21.4	68.2	39.2	20.4	65.4	37.8	19.6	2970	70.7	89.9	0.90	3.2	3.5	8.0	152
Y2-180M2-2	30	40	96.4	55.8	28.9	92.2	53.0	27.6	88.4	51.1	26.5	2970	96.5	90.7	0.90	3.2	3.5	8.0	180
Y2-180L2-2	30	40	96.4	55.8	28.9	92.2	53.0	27.6	88.4	51.1	26.5	2970	96.5	90.7	0.90	3.2	3.5	8.0	195
Y2-200L1-2	30	40	96.4	55.8	28.9	92.2	53.0	27.6	88.4	51.1	26.5	2970	96.5	90.7	0.90	2.1	2.9	7.8	220
Y2-200L2-2	37	50	118	68.4	35.4	113	65.0	33.9	108	62.7	32.5	2980	118.6	91.2	0.90	2.2	2.9	7.8	230
Y2-200L3-2	45	60	143	82.8	42.9	136	78.7	41.0	131	75.8	39.3	2980	144.2	91.7	0.90	2.2	2.9	7.8	252
Y2-225M-2	45	60	143	82.8	42.9	136	78.7	41.0	131	75.8	39.3	2980	144.2	91.7	0.90	2.3	2.8	7.0	280
Y2-225M2-2	55	75	174	100	52.2	166	95.7	49.9	159	92.3	47.8	2980	176.3	92.1	0.90	2.3	2.8	7.0	310
Y2-250M-2	55	75	174	100	52.2	166	95.7	49.9	159	92.3	47.8	2980	176.3	92.1	0.90	2.2	2.8	7.5	366
Y2-250M2-2	75	100	235	136	70.7	225	129	67.7	216	125	64.8	2980	240.4	92.7	0.90	2.2	2.8	7.5	445
Y2-280S-2	75	100	235	136	70.7	225	129	67.7	216	125	64.8	2980	240.4	92.7	0.90	2.0	2.3	7.0	475
Y2-280M-2	90	125	279	161	84.6	266	153	80.9	255	147	77.6	2980	288.4	93.0	0.91	2.0	2.3	7.0	530
Y2-280M2-2	110	150	340	196	103	325	187	98.6	311	180	94.5	2980	352.5	93.3	0.91	2.0	2.3	7.0	600
Y2-315S-2	110	150	340	196	103	325	187	98.6	311	180	94.5	2980	352.5	93.3	0.91	2.0	2.3	6.8	850
Y2-315M-2	132	180	407	235	123	389	223	118	373	215	113	2980	423.0	93.5	0.91	2.0	2.3	6.8	930
Y2-315L1-2	160	220	486	281	149	465	267	142	446	257	136	2980	512.8	93.8	0.92	2.0	2.3	6.8	990
Y2-315L2-2	200	270	606	351	186	580	333	178	556	321	170	2980	640.9	94.0	0.92	2.0	2.3	6.8	1030
Y2-355M-2	250	340	758	439	232	725	417	222	695	402	213	2980	801.2	94.0	0.92	1.8	2.2	7.0	1650
Y2-355L-2	315	430	941	545	288	900	518	276	863	499	264	2980	1009.5	95.4	0.92	1.8	2.2	7.0	1750

Y2/Y2HE系列铸铁壳三相异步电动机

Y2/Y2HE SERIES CAST IRON THREE PHASE INDUCTION MOTOR



技术参数 TECHNICAL DATA

IE1

型号 Model	额定功率 Rated Power		额定电流 Rated Current (A)										额定 转速 Speed rpm	额定 转矩 Tn N.m	效率 Eff. η(%)	功率 因数 PF cosφ	堵转转矩 额定转矩 Tst/Tn	最大转矩 额定转矩 Tmax/Tn	堵转电流 额定电流 Ist/In	重量 N.G kg
	kW	HP	220V	380V	660V	230V	400V	690V	240V	415V	720V									
Y2-631-4	0.12	0.16	0.77	0.44	0.18	0.73	0.42	0.18	0.70	0.41	0.17	1350	0.85	57.0	0.72	2.2	2.2	4.5	7	
Y2-632-4	0.18	0.25	1.08	0.62	0.26	1.03	0.59	0.25	0.99	0.57	0.24	1350	1.27	60.0	0.73	2.2	2.2	4.5	7.2	
Y2-711-4	0.25	0.35	1.36	0.79	0.34	1.30	0.75	0.32	1.25	0.72	0.31	1370	1.74	65.0	0.74	2.4	2.8	4.5	8.4	
Y2-712-4	0.37	0.5	1.93	1.12	0.48	1.85	1.06	0.46	1.77	1.02	0.44	1370	2.58	67.0	0.75	2.4	2.8	4.5	9.7	
Y2-801-4	0.55	0.75	2.71	1.57	0.68	2.59	1.49	0.65	2.48	1.44	0.62	1400	3.75	71.0	0.75	2.4	2.6	5.0	16	
Y2-802-4	0.75	1	3.59	2.08	0.91	3.44	1.98	0.87	3.29	1.90	0.83	1400	5.12	72.1	0.76	2.4	2.6	5.0	17	
Y2-90S-4	1.1	1.5	5.00	2.89	1.28	4.78	2.75	1.23	4.58	2.65	1.18	1400	7.50	75.0	0.77	2.2	2.4	6.0	22	
Y2-90L-4	1.5	2	6.45	3.74	1.70	6.17	3.55	1.63	5.92	3.42	1.56	1400	10.2	77.2	0.79	2.2	2.4	6.0	26	
Y2-100L1-4	2.2	3	8.94	5.18	2.41	8.55	4.92	2.31	8.20	4.74	2.21	1420	14.8	79.7	0.81	2.2	2.3	7.0	33	
Y2-100L2-4	3	4	11.7	6.82	3.22	11.2	6.48	3.08	10.8	6.25	2.95	1420	20.2	81.5	0.82	2.2	2.3	7.0	36	
Y2-112M-4	4	5.5	15.4	8.92	4.21	14.7	8.47	4.03	14.1	8.17	3.86	1440	26.5	83.1	0.82	2.4	3.0	7.0	46	
Y2-132S-4	5.5	7.5	20.5	11.8	5.68	19.6	11.2	5.43	18.8	10.8	5.21	1440	36.5	84.7	0.83	2.8	3.2	7.5	64	
Y2-132M-4	7.5	10	27.2	15.7	7.63	26.0	14.9	7.30	24.9	14.4	6.99	1440	49.7	86.0	0.84	2.8	3.2	7.5	77	
Y2-132M2-4	9.2	12.5	32.8	19.0	9.20	31.4	18.0	8.80	30.1	17.4	8.43	1460	60.2	87.5	0.84	2.8	3.2	7.5	76	
Y2-160M-4	11	15	39.2	22.7	10.9	37.5	21.5	10.5	35.9	20.8	10.0	1460	72.0	87.6	0.84	2.4	3.5	7.5	106	
Y2-160L-4	15	20	52.2	30.2	14.7	49.9	28.7	14.1	47.8	27.6	13.5	1460	98.1	88.7	0.85	2.4	3.5	7.5	126	
Y2-180M-4	18.5	25	63.2	36.6	18.1	60.4	34.7	17.3	57.9	33.5	16.6	1470	120.2	89.3	0.86	2.3	2.8	7.5	154	
Y2-180L-4	22	30	74.6	43.2	21.4	71.4	41.0	20.4	68.4	39.5	19.6	1470	142.9	89.9	0.86	2.3	3.0	8.0	175	
Y2-180L2-4	30	40	100	58.4	28.9	96.5	55.5	27.6	92.5	53.5	26.5	1470	194.9	90.7	0.86	2.3	3.0	8.0	200	
Y2-200L-4	30	40	100	58.4	28.9	96.5	55.5	27.6	92.5	53.5	26.5	1470	194.9	90.7	0.86	2.3	2.8	7.5	235	
Y2-200L2-4	37	50	122	70.8	35.4	117	67.3	33.9	112	64.8	32.5	1480	238.8	91.2	0.87	2.3	2.8	7.5	250	
Y2-225S-4	37	50	122	70.8	35.4	117	67.3	33.9	112	64.8	32.5	1480	238.8	91.2	0.87	2.3	2.6	7.5	295	
Y2-225M-4	45	60	148	85.7	42.9	141	81.4	41.0	135	78.4	39.3	1480	290.4	91.7	0.87	2.3	2.6	7.5	306	
Y2-225M2-4	55	75	180	104	52.2	172	99.0	49.9	165	95.4	47.8	1480	354.9	92.1	0.87	2.3	2.6	8.0	340	
Y2-250M-4	55	75	180	104	52.2	172	99.0	49.9	165	95.4	47.8	1480	354.9	92.1	0.87	2.2	2.5	7.0	375	
Y2-250M2-4	75	100	244	141	70.7	233	134	67.7	223	129	64.8	1480	484.0	92.7	0.87	2.2	2.5	7.0	490	
Y2-280S-4	75	100	244	141	70.7	233	134	67.7	223	129	64.8	1480	484.0	92.7	0.87	2.3	2.8	7.0	533	
Y2-280M-4	90	125	291	169	84.6	279	160	80.9	267	154	77.6	1480	580.7	93.0	0.87	2.3	2.8	7.0	575	
Y2-280M2-4	110	150	351	203	103	336	193	98.6	322	186	94.5	1490	705.0	93.3	0.88	2.3	2.8	7.0	685	
Y2-315S-4	110	150	351	203	103	336	193	98.6	322	186	94.5	1490	705.0	93.3	0.88	2.3	2.5	7.0	820	
Y2-315M-4	132	180	421	243	123	402	231	118	385	223	113	1490	846.0	93.5	0.88	2.3	2.5	7.0	960	
Y2-315L1-4	160	220	502	291	149	481	276	142	461	266	136	1490	1025.5	93.8	0.89	2.3	2.5	7.0	1000	
Y2-315L2-4	200	270	627	363	186	600	345	178	575	332	170	1490	1281.9	94.0	0.89	2.3	2.5	7.0	1080	
Y2-355M-4	250	340	775	448	232	741	426	222	710	411	213	1485	1607.7	94.0	0.90	2.3	2.5	6.8	1580	
Y2-355L-4	315	430	964	558	289	922	530	276	884	511	265	1485	2025.8	95.2	0.90	2.2	2.5	6.9	1730	

技术参数 TECHNICAL DATA

IE1

型号 Model	额定功率 Rated Power		额定电流 Rated Current (A)										额定 转速 Speed rpm	额定 转矩 Tn N.m	效率 Eff. η(%)	功率 因数 PF cosφ	堵转转矩 额定转矩 Tst/Tn	最大转矩 额定转矩 Tmax/Tn	堵转电流 额定电流 Ist/In	重量 N.G kg
	kW	HP	220V	380V	660V	230V	400V	690V	240V	415V	720V									
Y2-711-6	0.18	0.25	1.28	0.74	0.28	1.22	0.70	0.27	1.17	0.68	0.26	880	1.95	56.0	0.66	2.3	2.5	3.5	8	
Y2-712-6	0.25	0.35	1.64	0.95	0.37	1.56	0.90	0.35	1.50	0.87	0.34	880	2.71	59.0	0.68	2.3	2.5	3.5	8.4	
Y2-801-6	0.37	0.5	2.24	1.30	0.52	2.14	1.23	0.50	2.05	1.19	0.48	900	3.93	62.0	0.70	2.2	2.4	4.0	17	
Y2-802-6	0.55	0.75	3.08	1.79	0.74	2.95	1.70	0.71	2.83	1.63	0.68	900	5.84	65.0	0.72	2.2	2.4	4.0	19	
Y2-90S-6	0.75	1	3.91	2.26	0.94	3.74	2.15	0.90	3.58	2.07	0.86	910	7.87	70.0	0.72	2.2	2.5	4.5	22	
Y2-90L-6	1.1	1.5	5.42	3.14	1.32	5.19	2.98	1.26	4.97	2.88	1.21	910	11.5	72.9	0.73	2.2	2.5	4.5	24	
Y2-100L-6	1.5	2	6.98	4.04	1.74	6.68	3.84	1.67	6.40	3.70	1.60	940	15.2	75.2	0.75	2.2	2.8	6.0	31	
Y2-112M-6	2.2	3	9.78	5.66	2.48	9.35	5.38	2.37	8.96	5.18	2.27	940	22.4	77.7	0.76	2.2	2.5	6.0	42	
Y2-132S-6	3	4	13.0	7.52	3.29	12.4	7.15	3.15	11.9	6.89	3.02	960	29.8	79.7	0.76	2.0	2.3	6.5	60	
Y2-132M1-6	4	5.5	16.9	9.82	4.30	16.2	9.33	4.11	15.5	9.00	3.94	960	39.8	81.4	0.76	2.0	2.3	6.5	70	
Y2-132M2-6	5.5	7.5	22.5	13.0	5.79	21.5	12.4	5.54	20.6	11.9	5.31	960	54.7	83.1	0.77	2.0	2.3	6.5	80	
Y2-160M-6	7.5	10	30.1	17.4	7.75	28.8	16.6	7.41	27.6	16.0	7.10	970	73.8	84.7	0.77	2.3	2.6	6.5	114	
Y2-160L-6	11	15	42.8	24.8	11.1	40.9	23.5	10.6	39.2	22.7	10.2	970	108.3	86.4	0.78	2.3	2.6	6.5	121	
Y2-180L-6	15	20	55.4	32.0	14.9	53.0	30.4	14.3	50.8	29.3	13.7	970	147.7	87.7	0.81	2.0	2.5	7.0	162	
Y2-200L1-6	18.5	25	67.6	39.1	18.2	64.7	37.2	17.4	62.0	35.8	16.7	970	182.1	88.6	0.81	2.1	2.8	6.5	209	
Y2-200L2-6	22	30	77.9	45.1	21.5	74.5	42.8	20.6	71.4	41.3	19.7	970	216.6	89.2	0.83	2.1	2.8	6.5	226	
Y2-225M-6	30	40	103	60.1	29.0	99.3	57.1	27.8	95.2	55.0	26.6	980	292.3	90.2	0.84	2.0	2.1	7.0	273	
Y2-250M-6	37	50	124	71.9	35.6	118	68.3	34.1	113	65.9	32.6	980	360.6	90.8	0.86	2.0	2.1	7.0	360	
Y2-280S-6	45	60	150	86.9	43.0	143	82.6	41.2	137	79.6	39.4	980	438.5	91.4	0.86	2.0	2.2	7.0	494	
Y2-280M-6	55	75	182	105	52.3	174	100	50.0	167	96.8	47.9	980	536.0	91.9	0.86	2.0	2.2	7.0	517	
Y2-315S-6	75	100	247	143	70.8	236	135	67.7	226	131	64.9	990	723.5	92.6	0.86	2.0	2.0	7.0	770	
Y2-315M-6	90	125	295	171	84.7	282	162	81.0	270	156	77.6	990	868.2	92.9	0.86	2.0	2.0	7.0	840	
Y2-315L1-6	110	150	359	208	103	344	197	98.6	329	190	94.5	990	1061.1	93.3	0.86	2.0	2.0	6.7	990	
Y2-315L2-6	132	180	425	246	123	407	234	118	390	225	113	990	1273.3	93.5	0.87	2.0	2.0	6.7	1040	
Y2-355M1-6	160	220	508	294	149	486	279	142	466	269	136	990	1543.4	93.8	0.88	1.9	2.0	6.7	1470	
Y2-355M2-6	200	270	634	367	186	606	348	178	581	336	170	990	1929.3	94.0	0.88	1.9	2.0	6.7	1640	
Y2-355L-6	250	340	793	459	232	758	436	222	727	420	213	990	2411.6	94.0	0.88	1.9	2.0	6.7	1740	

Y2/Y2HE系列铸铁壳三相异步电动机

Y2/Y2HE SERIES CAST IRON THREE PHASE INDUCTION MOTOR



技术参数 TECHNICAL DATA

IE1

型号 Model	额定功率 Rated Power		额定电流 Rated Current (A)										额定 转速 Speed rpm	额定 转矩 Tn N.m	效率 Eff. η(%)	功率 因数 PF	堵转转矩 额定转矩 Tst/Tn	最大转矩 额定转矩 Tmax/Tn	堵转电流 额定电流 Ist/In	重量 N.G kg
	kW	HP	220V	380V	660V	230V	400V	690V	240V	415V	720V									
Y2-801-8	0.18	0.25	1.52	0.88	0.31	1.45	0.84	0.30	1.39	0.80	0.28	680	2.53	51.0	0.61	1.8	2.0	3.3	17	
Y2-802-8	0.25	0.3	1.99	1.15	0.40	1.91	1.10	0.39	1.83	1.06	0.37	680	3.51	54.0	0.61	1.8	2.0	3.3	19	
Y2-90S-8	0.37	0.5	2.57	1.49	0.52	2.46	1.41	0.50	2.35	1.36	0.48	680	5.20	62.0	0.61	1.9	2.0	4.0	23	
Y2-90L-8	0.55	0.75	3.76	2.17	0.76	3.59	2.07	0.73	3.44	1.99	0.70	700	7.50	63.0	0.61	1.9	2.1	4.0	25	
Y2-100L1-8	0.75	1	4.14	2.40	0.92	3.96	2.28	0.88	3.79	2.19	0.85	700	10.2	71.0	0.67	1.9	2.1	4.0	33	
Y2-100L2-8	1.1	1.5	5.73	3.32	1.32	5.48	3.15	1.26	5.25	3.04	1.21	700	15.0	73.0	0.69	1.9	2.1	5.0	38	
Y2-112M-8	1.5	2	7.61	4.40	1.75	7.28	4.18	1.67	6.97	4.03	1.60	700	20.5	75.0	0.69	1.9	2.1	5.0	50	
Y2-132S-8	2.2	3	10.4	6.04	2.47	9.97	5.73	2.36	9.56	5.53	2.26	710	29.6	78.0	0.71	2.0	2.1	6.0	60	
Y2-132M-8	3	4	13.6	7.90	3.32	13.0	7.51	3.18	12.5	7.24	3.05	710	40.4	79.0	0.73	2.0	2.1	6.0	76	
Y2-160M1-8	4	5.5	17.7	10.2	4.32	16.9	9.76	4.13	16.2	9.41	3.96	720	53.1	81.0	0.73	2.0	2.1	6.0	112	
Y2-160M2-8	5.5	7.5	23.5	13.6	5.80	22.4	12.9	5.54	21.5	12.4	5.31	720	73.0	83.0	0.74	2.0	2.1	6.0	113	
Y2-160L-8	7.5	10	30.6	17.7	7.67	29.3	16.8	7.34	28.1	16.2	7.03	720	99.5	85.5	0.75	2.0	2.1	6.0	140	
Y2-180L-8	11	15	43.4	25.1	11.0	41.5	23.8	10.5	39.7	23.0	10.0	730	143.9	87.5	0.76	2.1	2.1	6.5	166	
Y2-200L-8	15	20	58.8	34.0	14.9	56.3	32.3	14.2	53.9	31.2	13.6	730	196.2	88.0	0.76	2.0	2.1	6.5	214	
Y2-225S-8	18.5	25	70.9	41.0	17.9	67.8	39.0	17.2	65.0	37.6	16.4	740	238.8	90.0	0.76	2.0	2.1	6.6	255	
Y2-225M-8	22	30	81.7	47.3	21.2	78.2	44.9	20.3	74.9	43.3	19.4	740	283.9	90.5	0.78	2.0	2.1	6.6	284	
Y2-250M-8	30	40	109	63.4	28.8	104	60.2	27.5	100	58.0	26.4	740	387.2	91.0	0.79	2.0	2.1	6.6	380	
Y2-280S-8	37	50	134	77.7	35.3	128	73.8	33.8	123	71.2	32.4	740	477.5	91.5	0.79	1.9	2.1	6.6	496	
Y2-280M-8	45	60	162	94.0	42.7	155	89.3	40.9	148	86.1	39.2	740	580.7	92.0	0.79	1.9	2.0	6.6	520	
Y2-315S-8	55	75	192	111	51.8	183	105	49.5	176	101	47.5	740	709.8	92.8	0.81	1.9	2.0	6.6	900	
Y2-315M-8	75	100	261	151	70.5	249	143	67.4	239	138	64.6	740	967.9	93.0	0.81	1.9	2.0	6.6	1000	
Y2-315L1-8	90	125	307	177	83.9	293	168	80.2	281	162	76.9	740	1161.5	93.8	0.82	1.8	2.0	6.6	1060	
Y2-315L2-8	110	150	374	216	102	358	205	97.9	343	198	93.8	740	1419.6	94.0	0.82	1.8	2.0	6.4	1130	
Y2-355M1-8	132	180	450	261	123	431	247	117	413	239	112	740	1703.5	93.7	0.82	1.8	2.0	6.4	1500	
Y2-355M2-8	160	220	543	314	148	519	298	142	498	288	136	740	2064.9	94.2	0.82	1.8	2.0	6.4	1600	
Y2-355L-8	200	270	669	387	185	640	368	177	613	354	169	740	2581.1	94.5	0.83	1.8	2.0	6.4	1700	
Y2-315S-10	45	60	172	99.6	43.0	164	94.6	41.1	157	91.2	39.4	590	728.4	91.5	0.75	1.5	2.0	6.2		
Y2-315M-10	55	75	209	121	52.3	200	115	50.0	191	110	47.9	590	890.3	92.0	0.75	1.5	2.0	6.2		
Y2-315L1-10	75	100	279	162	70.9	267	153	67.8	256	148	65.0	590	1214.0	92.5	0.76	1.5	2.0	6.2		
Y2-315L2-10	90	125	329	190	84.6	315	181	80.9	302	174	77.6	590	1456.8	93.0	0.77	1.5	2.0	6.2		
Y2-355M1-10	110	150	397	229	103	379	218	98.7	364	210	94.6	590	1780.5	93.2	0.78	1.3	2.0	6.0		
Y2-355M2-10	132	180	474	274	123	454	261	118	435	251	113	590	2136.6	93.5	0.78	1.3	2.0	6.0		
Y2-355L-10	160	220	575	333	149	550	316	143	527	305	137	590	2589.8	93.5	0.78	1.3	2.0	6.0		

技术参数 TECHNICAL DATA

IE2

型号 Model	额定功率 Rated Power		额定电流 Rated Current (A)										额定 转速 Speed rpm	效率 Eff. η(%)			功率 因数 PF	额定 转矩 Tn N.m	堵转转矩 额定转矩 Tst/Tn	最大转矩 额定转矩 Tmax/Tn	堵转电流 额定电流 Ist/In	重量 N.G kg
	kW	HP	220V	380V	660V	230V	400V	690V	240V	415V	720V	100%		75%	50%	cosφ						
Y2HE801-2	0.75	1	3.06	1.77	1.02	2.93	1.69	0.98	2.81	1.62	0.94	2875	77.4	77.2	74.7	0.83	2.49	2.5	3	5.3	14.8	
Y2HE802-2	1.1	1.5	4.37	2.53	1.46	4.18	2.40	1.39	4.01	2.32	1.34	2875	79.6	79.7	78.9	0.83	3.65	3.2	3.8	7.0	17	
Y2HE90S-2	1.5	2	5.76	3.34	1.92	5.51	3.17	1.84	5.28	3.06	1.76	2890	81.3	81.4	80.7	0.84	4.96	2.7	3.5	7.1	22.5	
Y2HE90L-2	2.2	3	8.16	4.73	2.72	7.81	4.49	2.60	7.48	4.33	2.49	2890	83.2	82.9	82.2	0.85	7.27	2.4	3	6.9	25	
Y2HE100L-2	3	4	10.7	6.19	3.57	10.2	5.88	3.41	9.81	5.67	3.27	2891	84.6	84.5	82.8	0.87	9.91	3.2	4	8.0	34.5	
Y2HE112M-2	4	5.5	13.9	8.05	4.63	13.3	7.65	4.43	12.7	7.37	4.25	2914	85.8	86.1	85.4	0.88	13.1	2.5	3	7.5	45	
Y2HE132S1-2	5.5	7.5	18.9	10.9	6.28	18.0	10.4	6.01	17.3	10.0	5.76	2937	87.0	86.7	84.8	0.88	17.9	2.7	3.5	7.5	72	
Y2HE132S2-2	7.5	10	25.1	14.5	8.37	24.0	13.8	8.00	23.0	13.3	7.67	2940	88.1	88.4	87.8	0.89	24.4	2.4	3.3	7.5	80	
Y2HE-160M1-2	11	15	36.3	21.0	12.1	34.7	20.0	11.6	33.3	19.2	11.1	2930	89.4	88.9	87.4	0.89	35.9	2.2	2.9	7.6	108	
Y2HE-160M2-2	15	20	49.0	28.4	16.3	46.9	26.9	15.6	44.9	26.0	15.0	2930	90.3	89.9	88.1	0.89	48.9	2.3	3	7.6	117	
Y2HE-160L-2	18.5	25	60.0	34.7	20.0	57.4	33.0	19.1	55.0	31.8	18.3	2937	90.9	90.6	89.1	0.89	60.2	2.3	3.1	7.4	135	
Y2HE-180M-2	22	30	71.1	41.1	23.7	68.0	39.1	22.7	65.1	37.7	21.7	2940	91.3	91.0	89.4	0.89	71.5	2.8	3.2	7.8	183	
Y2HE-200L1-2	30	40	96.2	55.7	32.1	92.0	52.9	30.7	88.1	51.0	29.4	2950	92.0	91.8	90.2	0.89	97.1	2.6	3	7.8	227	
Y2HE-200L2-2	37	50	117	68.3	39.3	112	64.9	37.6	108	62.5	36.0	2950	92.5	92.4	90.7	0.89	119.8	2.6	3	7.7	246	
Y2HE-225M-2	45	60	142	82.7	47.6	136	78.6	45.5	130	75.7	43.6	2960	92.9	92.8	91.3	0.89	145.2	2.4	2.6	7.5	297	
Y2HE-250M-2	55	75	174	100	58.0	166	95.7	55.5	159	92.2	53.2	2965	93.2	93.3	91.5	0.89	177.2	2.3	2.8	7.1	379	
Y2HE-280S-2	75	100	235	136	78.6	225	129	75.2	216	125	72.0	2970	93.8	93.8	91.9	0.89	241.2	2.5	2.8	7.4	519	
Y2HE-280M-2	90	125	282	163	94.0	269	155	89.9	258	149	86.2	2970	94.1	94.0	92.2	0.89	289.4	2.8	2.8	7.6	580	
Y2HE-315S-2	110	150	340	196	113	325	187	108	311	180	103	2975	94.3	94.2	92.4	0.9	353.1	2.4	2.8	6.9	948	
Y2HE-315M-2	132	180	406	235	135	389	223	129	373	215	124	2975	94.6	94.6	92.7	0.9	423.7	2.6	2.9	7.1	1009	
Y2HE-315L1-2	160	220	486	281	162	465	267	155	446	258	148	2975	94.8	94.9	93.1	0.91	513.6	2.5	2.9	7.1	1111	
Y2HE-315L2-2	200	250	607	351	202	580	333	193	556	321	185	2975	95.0	95.1	93.3	0.91	642.0	2.5	2.8	6.9	1142	
Y2HE-355M-2	250	340	758	439	253	725	417	242	695	402	231	2980	95.0	95.0	93.4	0.91	801.2	2.5	2.8	7.0	1908	
Y2HE-355L-2	315	430	956	553	318	914	525	304	876	506	292	2980	95.0	95.1	93.4	0.91	1009.5	2.5	2.9	7.0	2346	

Y2/Y2HE系列铸铁壳三相异步电动机

Y2/Y2HE SERIES CAST IRON THREE PHASE INDUCTION MOTOR



技术参数 TECHNICAL DATA

IE2

型号 Model	额定功率 Rated Power		额定电流 Rated Current (A)										额定 转速 Speed rpm	效率 Eff. η(%)			功率 因数 P.F.	额定 转矩 Tn N.m	堵转转矩 Tst/Tn	最大转矩 Tmax/Tn	堵转电流 Ist/In	重量 N.G kg
	KW	HP	220V	380V	660V	230V	400V	690V	240V	415V	720V	100%		75%	50%	cosφ						
Y2HE802-4	0.75	1	3.30	1.91	1.10	3.15	1.81	1.05	3.02	1.75	1.01	1400	79.6	79.3	78.4	0.75	5.12	2.4	2.9	5	18	
Y2HE90S-4	1.1	1.5	4.73	2.74	1.58	4.52	2.60	1.51	4.33	2.51	1.44	1400	81.4	81.1	77.6	0.75	7.30	3	3.5	6	22	
Y2HE90L-4	1.5	2	6.34	3.67	2.11	6.06	3.49	2.02	5.81	3.36	1.94	1445	82.8	82.5	77.5	0.75	9.91	3.2	3.8	6.8	26.5	
Y2HE100L1-4	2.2	3	8.46	4.90	2.82	8.09	4.65	2.70	7.75	4.48	2.58	1440	84.3	84.4	83.7	0.81	14.6	3	3.5	7	35	
Y2HE100L2-4	3	4	11.2	6.50	3.74	10.7	6.18	3.58	10.3	5.95	3.43	1440	85.5	85.3	83.9	0.82	19.9	2.6	3.3	7	41.5	
Y2HE112M-4	4	5.5	14.8	8.56	4.93	14.1	8.13	4.71	13.6	7.84	4.52	1445	86.6	86.9	86.9	0.82	26.4	3.5	4	7.5	49	
Y2HE132S-4	5.5	7.5	20.1	11.6	6.69	19.2	11.0	6.40	18.4	10.6	6.13	1455	87.7	87.4	86.9	0.82	36.1	2.2	2.8	6.4	77	
Y2HE132M-4	7.5	10	26.7	15.5	8.91	25.6	14.7	8.52	24.5	14.2	8.17	1455	88.7	88.5	88.3	0.83	49.2	2.4	3	7	87	
Y2HE-160M-4	11	15	37.8	21.9	12.6	36.2	20.8	12.1	34.7	20.0	11.6	1460	89.8	89.7	88.6	0.85	71.9	2.5	2.9	6.9	110	
Y2HE-160L-4	15	20	50.5	29.2	16.8	48.3	27.8	16.1	46.3	26.8	15.4	1460	90.6	90.7	89.7	0.86	98.1	2.5	3	7.5	132	
Y2HE-180M-4	18.5	25	61.9	35.8	20.6	59.2	34.0	19.7	56.7	32.8	18.9	1465	91.2	91.1	90.5	0.86	120.2	2.6	3.1	7.8	172	
Y2HE-180L-4	22	30	73.3	42.4	24.4	70.1	40.3	23.4	67.2	38.9	22.4	1465	91.6	91.7	90.9	0.86	142.9	2.6	3.1	7.5	180	
Y2HE-200L-4	30	40	99.2	57.4	33.1	94.9	54.6	31.6	90.9	52.6	30.3	1475	92.3	92.2	91.3	0.86	194.9	2.4	2.9	7.1	247	
Y2HE-225S-4	37	50	121	70.5	40.6	116	67.0	38.8	111	64.6	37.2	1480	92.7	92.8	91.7	0.86	238.8	2.5	2.7	7.5	297	
Y2HE-225M-4	45	60	147	85.4	49.2	141	81.1	47.0	135	78.2	45.1	1480	93.1	93.2	92.1	0.86	290.4	2.5	2.8	7.6	322	
Y2HE-250M-4	55	75	179	103	59.8	171	98.7	57.2	164	95.2	54.8	1485	93.5	93.4	92.4	0.86	354.9	2.6	2.7	7.3	413	
Y2HE-280S-4	75	100	237	137	79.3	227	130	75.9	218	126	72.7	1480	94.0	94.1	92.8	0.88	484.0	2.7	2.7	7.6	558	
Y2HE-280M-4	90	125	284	165	95.0	272	156	90.8	261	151	87.1	1485	94.2	94.2	93.1	0.88	580.7	2.7	2.7	7.5	632	
Y2HE-315S-4	110	150	347	201	115	332	190	110	318	184	106	1480	94.5	94.4	93.3	0.88	707.4	2.7	2.9	7.1	826	
Y2HE-315M-4	132	180	415	240	138	397	228	132	381	220	127	1480	94.7	94.8	93.7	0.88	88.9	2.7	2.9	7.3	1037	
Y2HE-315L1-4	160	220	497	287	165	475	273	158	455	263	151	1480	94.9	94.8	93.8	0.89	1029.0	3	3	7.4	1107	
Y2HE-315L2-4	200	250	620	359	206	593	341	197	568	328	189	1480	95.1	95.1	94.0	0.89	1286.0	3	3	7.6	1156	
Y2HE-355M-4	250	340	766	443	255	733	421	244	702	406	234	1490	95.1	95.1	94.0	0.90	1602.0	2.8	2.9	7.5	1734	
Y2HE-355L-4	315	430	965	559	321	923	531	307	885	512	295	1490	95.1	95.1	94.0	0.90	2019.0	2.6	2.8	7.4	1940	

技术参数 TECHNICAL DATA

IE2

型号 Model	额定功率 Rated Power		额定电流 Rated Current (A)										额定 转速 Speed rpm	效率 Eff. η(%)			功率 因数 P.F.	额定 转矩 Tn N.m	堵转转矩 Tst/Tn	最大转矩 Tmax/Tn	堵转电流 Ist/In	重量 N.G kg
	KW	HP	220V	380V	660V	230V	400V	690V	240V	415V	720V	100%		75%	50%	cosφ						
Y2HE90S-6	0.75	1	3.60	2.09	1.20	3.45	1.98	1.15	3.30	1.91	1.10	934	75.9	76.1	75.1	0.72	7.67	2.2	2.4	4.5	23	
Y2HE90L-6	1.1	1.5	5.06	2.93	1.69	4.84	2.78	1.61	4.64	2.68	1.55	945	78.1	77.9	77.8	0.73	11.1	2.4	2.6	4.5	25	
Y2HE100L-6	1.5	2	6.67	3.86	2.22	6.38	3.67	2.13	6.11	3.53	2.04	945	79.8	80.1	78.5	0.74	15.2	1.8	2.2	4.2	33	
Y2HE112M-6	2.2	3	9.54	5.52	3.18	9.12	5.25	3.04	8.74	5.06	2.91	960	81.8	81.9	81.5	0.74	21.9	2.3	2.8	4.5	51	
Y2HE132S-6	3	4	12.8	7.39	4.26	12.2	7.02	4.07	11.7	6.77	3.90	964	83.3	83.6	82.3	0.74	29.7	1.8	2.4	4.5	75	
Y2HE132M1-6	4	5.5	16.8	9.71	5.59	16.0	9.22	5.35	15.4	8.89	5.12	965	84.6	84.5	82.4	0.74	39.6	2.3	2.7	5	82	
Y2HE132M2-6	5.5	7.5	22.4	13.0	7.46	21.4	12.3	7.13	20.5	11.9	6.84	965	86.0	85.9	84.7	0.75	54.4	1.9	2.8	5.5	94	
Y2HE-160M-6	7.5	10.0	28.9	16.8	9.65	27.7	15.9	9.23	26.5	15.3	8.84	975	87.2	87	84.9	0.78	73.8	2	3	6.5	130	
Y2HE-160L-6	11	15.0	41.2	23.9	13.7	39.4	22.7	13.1	37.8	21.8	12.6	970	88.7	88.4	86.1	0.79	108.3	2.4	3.3	7.5	156	
Y2HE-180L-6	15	20.0	54.2	31.4	18.1	51.8	29.8	17.3	49.7	28.7	16.6	980	89.7	89.8	88.7	0.81	146.9	2	2.7	6.4	183	
Y2HE-200L1-6	18.5	25.0	66.3	38.4	22.1	63.4	36.5	21.1	60.8	35.1	20.3	980	90.4	90.4	89.5	0.81	180.3	2.3	3	7	220	
Y2HE-200L2-6	22	30.0	77.5	44.8	25.8	74.1	42.6	24.7	71.0	41.1	23.7	980	90.9	90.9	89.9	0.82	214.4	2.3	2.8	7	240	
Y2HE-225M-6	30	40.0	106	61.4	35.3	101	58.3	33.8	97.2	56.2	32.4	985	91.7	91.8	90.6	0.81	292.3	2.2	2.7	6.5	275	
Y2HE-250M-6	37	50.0	125	72.6	41.8	119	69.0	40.0	114	66.5	38.3	985	92.2	92.3	91.1	0.84	360.6	2.5	2.7	6.9	385	
Y2HE-280S-6	45	60.0	148	85.8	49.4	141	81.5	47.2	135	78.5	45.3	985	92.7	92.7	91.5	0.86	438.5	2.2	2.4	7	482	
Y2HE-280M-6	55	75.0	180	104	60.1	172	99.2	57.5	165	95.6	55.1	985	93.1	93.2	92.0	0.86	536.0	2.4	2.5	7.1	559	
Y2HE-315S-6	75	100	244	141	81.4	233	134	77.9	223	129	74.6	985	93.7	93.7	92.5	0.86	727.2	2.8	3	7.3	933	
Y2HE-315M-6	90	125	292	169	97.4	279	160	93.2	267	154	89.3	985	94.0	93.9	92.6	0.86	872.6	2.7	2.9	7.1	1013	
Y2HE-315L1-6	110	150	356	206	118	340	195	113	326	188	108	985	94.3	94.3	92.9	0.86	1066.0	2.9	2.9	7.4	1086	
Y2HE-315L2-6	132	180	425	246	141	407	234	135	390	225	130	985	94.6	94.7	93.1	0.86	1280.0	3	3.1	7.6	1208	
Y2HE-355M1-6	160	220	509	294	169	487	280	162	466	269	155	990	94.8	94.9	93.4	0.87	1543.0	3.1	3.1	7.6	1581	
Y2HE-355M2-6	200	250	635	367	211	607	349	202	582	336	194	990	95.0	95.1	93.8	0.87	1929.0	3	3	7.8	1632	
Y2HE-355L-6	250	340	793	459	264	759	436	253	727	420	242	990	95.0	95.0	93.9	0.87	2412.0	3.1	3	7.7	1734	

YE3系列铸铁壳三相异步电动机

YE3 SERIES CAST IRON THREE PHASE INDUCTION MOTOR

IE3-50HZ



产品简介

该系列电动机设计符合IEC国际标准，可广泛应用于众多对质量及可靠性要求极高的领域，如：工业、商业、建筑业、楼宇给水和农业灌溉等。

产品特点

- 功率范围：0.18-315kW
- 机座号：80-355
- 额定电压：可根据客户需求
- 额定频率：50/60Hz
- 能效等级：IE3（国标能效三级）
- 绝缘等级：F
- 防护等级：IP55
- 冷却方式：IC411
- 工作制：S1
- 安装方式：B3、B35、B5

产品优势

- 结构紧凑
- 外形美观
- 低噪音
- 起动转矩大
- 适用于高负载工作
- 高效节能
- 安装便捷，维护方便
- 可靠耐用

PRODUCT INTRODUCTION

This series of motor design conforms to IEC standard. It could be widely applied in the field with high requirement on quality and reliability, such as manufacturing, commerce, construction, water supply and agricultural irrigation, etc.

PRODUCT FEATURES

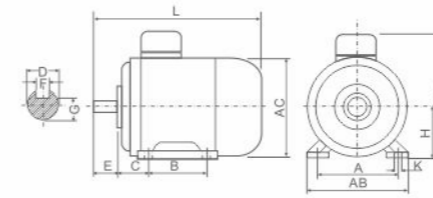
- Output: 0.18-315kW
- Frame size: 80-355
- Rated voltage: according to customer's requirements
- Rated frequency: 50/60Hz
- Efficiency: IE3 (GB-grade 3)
- Insulation class: F
- Protection grade: IP55
- Cooling method: IC411
- Duty type: S1
- Installation method: B3, B35, B5

PRODUCT ADVANTAGE

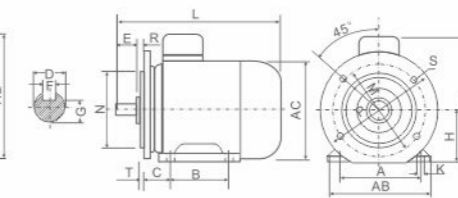
- Compact structure design
- Attractive appearance
- Low noise
- High starting torque
- Suitable for heavy duty application
- High efficiency and energy saving
- Easy installation and maintenance
- Reliable and durable

ABLE[®]
ABLE MOTOR
www.ablecn.com

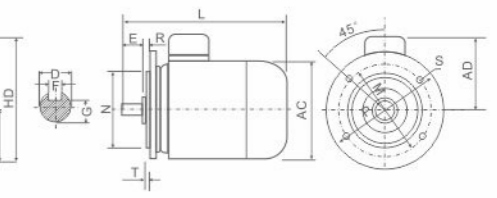
IMB3



IMB35



IMB5



外形及安装尺寸 INSTALLATION AND OVERALL DIMENSIONS

机座号 Frame Size	安装尺寸 Mounting Dimensions (mm)																外形尺寸 Overall Dimensions (mm)								
	A	B	C	D		E		F		G		H	K	M	N	P	R	S	T	AB	AC	AD	HD	L	
				2P	4,6,8,10P	2P	4,6,8,10P	2P	4,6,8,10P	2P	4,6,8,10P													2P	4,6,8,10P
80M	125	100	50	19	40	6	15.5	80	10	165	130	200	0	12	3.5	165	168	142	222	298					
90S	140	100	56	24	50	8	20	90	10	165	130	200	0	12	3.5	176	181	150	240	350					
90L	140	125	56	24	50	8	20	90	10	165	130	200	0	12	3.5	176	181	150	240	380					
100L	160	140	63	28	60	8	24	100	12	215	180	250	0	14.5	4	200	206	181	281	428					
112M	190	140	70	28	60	8	24	112	12	215	180	250	0	14.5	4	226	220	188	300	395	465				
132S	216	140	89	38	80	10	33	132	12	265	230	300	0	14.5	4	262	259	208	340	463					
132M	216	178	89	38	80	10	33	132	12	265	230	300	0	14.5	4	262	259	208	340	501					
160M	254	210	108	42	110	12	37	160	14.5	300	250	350	0	4-18.5	5	314	314	264	424	610					
160L	254	254	108	42	110	12	37	160	14.5	300	250	350	0	4-18.5	5	314	314	264	424	654					
180M	279	241	121	48	110	14	42.5	180	14.5	300	250	350	0	4-18.5	5	349	354	283	463	686					
180L	279	279	121	48	110	14	42.5	180	14.5	300	250	350	0	4-18.5	5	349	354	283	463	724					
200L	318	305	133	55	110	16	49	200	18.5	350	300	400	0	4-18.5	5	388	396	312	512	769					
225S	356	286	149	-	60	-	140	-	18	-	53	225	18.5	400	350	450	0	8-18.5	5	431	445	333	558	-	823
225M	356	311	149	55	60	110	140	16	18	49	53	225	18.5	400	350	450	0	8-18.5	5	431	445	333	558	818	848
250M	406	349	168	60	65	140	180	18	18	53	58	250	24	500	450	550	0	8-18.5	5	484	484	367	617	909	
280S	457	368	190	65	75	140	180	18	20	58	67.5	280	24	500	450	550	0	8-18.5	5	542	546	396	676	959	979
280M	457	419	190	65	75	140	180	18	20	58	67.5	280	24	500	450	550	0	8-18.5	5	542	546	396	676	1010	1030
315S	508	406	216	65	80	140	170	18	22	58	71	315	28	600	550	660	0	8-24	6	628	620	540	855	1193	1223
315M	508	457	216	65	80	140	170	18	22	58	71	315	28	600	550	660	0	8-24	6	628	620	540	855	1303	1333
315L	508	508	216	65	80	140	170	18	22	58	71	315	28	600	550	660	0	8-24	6	628	620	540	855	1303	1333
355M	610	560	254	75	95	140	170	20	25	67.5	86	355	28	740	680	800	0	8-24	6	726	701	666	1021	1509	1539
355L	610	630	254	75	95	140	170	20	25	67.5	86	355	28	740	680	800	0	8-24	6	726	701	666	1021	1509	1539

YE3韩国市场铸铁壳三相异步电动机

YE3 SERIES CAST IRON THREE PHASE INDUCTION MOTOR FOR SOUTH KOREAN MARKET

IE3-60HZ



产品简介

该系列电动机是专门为韩国市场设计三相异步电动机，拥有KC产品安全认证，适用于水泵、风机、空压机、减速机、真空泵等产品的配套使用，可广泛应用于工业、商业、建筑业、楼宇给水和农业灌溉等众多领域。

产品特点

- 功率范围：11-315kW
- 机座号：160-355
- 能效等级：IE3
- 电压：支持多种电压
- 频率：60Hz
- 冷却方式：IC411
- 防护等级：IP55
- 绝缘等级：F
- 环境温度：-15~40℃
- 海拔高度：不超过1000m

产品优势

- 结构紧凑
- 外形美观
- 低噪音
- 起动转矩大
- 高效节能
- 安装便捷，维护方便
- 可靠耐用

PRODUCT INTRODUCTION

This series of motor is especially designed for South Korean Market. It has "KC" Korea certification. It could be applied as a drive of pump, blower, air compressor, gear reducer, and vacuum pump, etc. that can be widely used in the variety of fields, such as industry, commerce, construction, water supply and agricultural irrigation, etc.

PRODUCT FEATURES

- Output: 11-315kW
- Frame size: 160-355
- Efficiency: IE3
- Voltage: multi-voltage available
- Frequency: 60Hz
- Cooling method: IC411
- Protection grade: IP55
- Insulation class: F
- Ambient temperature: -15~40℃
- Altitude: not exceeding 1000m

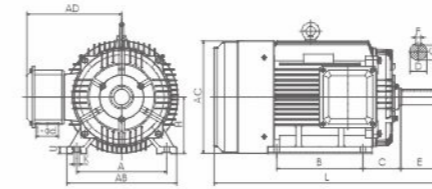
PRODUCT ADVANTAGE

- Compact structure design
- Attractive appearance
- Low noise
- High starting torque
- High efficiency and energy saving
- Easy installation and maintenance
- Reliable and durable

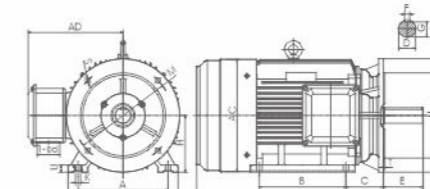
ABLE[®]
ABLE MOTOR

www.ablecn.com

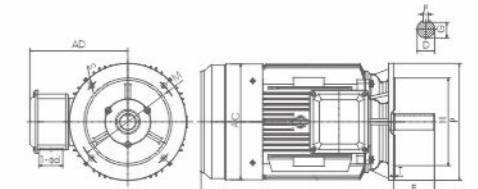
IMB3



IMB35



IMB5



IE3-60Hz 韩国市场外形及安装尺寸 INSTALLATION AND OVERALL DIMENSIONS

机座号 Frame Size	输出功率 Output (kW)		安装尺寸 Mounting Dimensions (mm)																外形尺寸 Overall Dimensions (mm)			
	2P	4P	A	B	C	D	E	F	G	H	K	U	N	T	M	P	S	d	AB	AC	AD	L
160M	11/15	11	254	210	108	42k6	110	12	37	160	4-φ14.5	20	250	5	300	350	4-φ18.5	45	314	314	287	610
160L	18.5	15	254	254	108	42k6	110	12	37	160	4-φ14.5	20	250	5	300	350	4-φ18.5	45	314	314	287	654
180M	22	18.5	279	241	121	48k6	110	14	42.5	180	4-φ14.5	22	250	5	300	350	4-φ18.5	45	349	354	306	686
180L		22	279	279	121	48k6	110	14	42.5	180	4-φ14.5	22	250	5	300	350	4-φ18.5	45	349	354	306	724
180L	--	30	279	279	121	55m6	110	14	42.5	180	4-φ14.5	22	250	5	300	350	4-φ18.5	45	349	354	306	724
200L	30/37/45	-	318	305	133	55m6	110	16	49	200	4-φ18.5	25	300	5	350	400	4-φ18.5	80	388	396	335	769
200L	--	30/37/45	318	305	133	60m6	140	18	53	200	4-φ18.5	25	300	5	350	400	4-φ18.5	80	388	396	335	799
225S	--	37	356	286	149	65m6	140	18	58	225	6-φ18.5	28	350	5	400	450	8-φ18.5	80	431	445	356	823
225M	45/55	-	356	286/311	149	55m6	110	16	49	225	6-φ18.5	28	350	5	400	450	8-φ18.5	80	431	445	356	818
225M	--	45/55	356	286/311	149	65m6	140	18	58	225	6-φ18.5	28	350	5	400	450	8-φ18.5	80	431	445	356	848
250M	55/75/90	-	406	311/349	168	55m6	110	16	49	250	6-φ24	30	450	5	500	550	8-φ18.5	80	484	484	381	879
250M	--	55/75/90	406	311/349	168	75m6	140	20	67.5	250	6-φ24	30	450	5	500	550	8-φ18.5	80	484	484	381	909
280S	75	-	457	368	190	55m6	110	16	49	280	6-φ24	35	450	5	500	550	8-φ18.5	80	542	546	408	949
280S	--	75	457	368	190	85m6	170	22	76	280	6-φ24	35	450	5	500	550	8-φ18.5	80	542	546	408	1009
280M	90/110/132	-	457	368/419	190	75m6	110	16	49	280	6-φ24	35	450	5	500	550	8-φ18.5	80	542	546	408	1000
280M	--	90/110/132	457	368/419	190	95m6	170	22	76	280	6-φ24	35	450	5	500	550	8-φ18.5	80	542	546	408	1060
315S	110	-	508	406	216	75m6	140	20	67.5	315	6-φ28	45	550	6	600	660	8-φ24	80	628	620	521	1193
315S	--	110	508	406	216	95m6	170	25	86	315	6-φ28	45	550	6	600	660	8-φ24	80	628	620	521	1223
315M	132	-	508	457/508	216	75m6	140	20	67.5	315	6-φ28	45	550	6	600	660	8-φ24	80	628	620	521	1303
315M	--	132	508	457/508	216	95m6	170	25	86	315	6-φ28	45	550	6	600	660	8-φ24	80	628	620	521	1333
315L	160/200	-	508	457/508	216	75m6	140	20	67.5	315	6-φ28	45	550	6	600	660	8-φ24	80	628	620	521	1303
315L	--	160/220	508	457/508	216	95m6	170	25	86	315	6-φ28	45	550	6	600	660	8-φ24	80	628	620	521	1333
355ML	250/315	-	610	560/630	254	75m6	140	20	67.5	355	6-φ28	52	680	6	740	800	8-φ24	-	726	701	-	1509
355ML	--	250/315	610	560/630	254	95m6	170	25	86	355	6-φ28	52	680	6	740	800	8-φ24	-	726	701	-	1539

YE3韩国市场铸铁壳三相异步电动机

YE3 SERIES CAST IRON THREE PHASE INDUCTION MOTOR FOR SOUTH KOREAN MARKET



技术参数 TECHNICAL DATA

IE3

型号 Model	额定功率 Rated Power		额定电流 Rated Current (A)			额定 转速 Speed r/min	效率 Eff. η(%)	功率 因数 PF cosφ	额定 转矩 Tn N.m	堵转转矩 额定转矩 Tst/Tn	最大转矩 额定转矩 Tmax/Tn	启动电流 额定电流 Ist/In	重量 N.G kg
	KW	HP	220V	380V	660V								
YE3-160M1-2	11	15	35.5	20.6	11.8	3528	91.3	0.89	29.8	2.4	4.1	9.1	122
YE3-160M2-2	15	20	48.3	28.0	16.1	3522	91.5	0.89	40.7	2.3	3.8	8.6	137
YE3-160L-2	18.5	25	59.2	34.3	19.7	3516	92.1	0.89	50.2	2.3	3.7	8.7	150
YE3-180M-2	22	30	70.4	40.7	23.5	3534	92.2	0.89	59.5	3.3	3.8	8.8	198
YE3-180L-2	30	40	95.7	55.4	31.9	3540	92.4	0.89	80.9	2.0	2.3	7.6	218
YE3-200L1-2	30	40	95.4	55.2	31.8	3540	92.7	0.89	80.9	2.6	3.5	8.5	244
YE3-200L2-2	37	50	117	67.6	38.9	3540	93.4	0.89	99.8	2.8	3.5	8.9	261
YE3-200L3-2	45	60	142	82.1	47.3	3564	93.6	0.89	121	3.2	3.6	9.5	272
YE3-225M-2	45	60	142	82.1	47.3	3564	93.6	0.89	121	2.7	3.6	9.1	324
YE3-225M2-2	55	75	173	100	57.8	3558	93.6	0.89	148	2.0	2.3	7.7	324
YE3-250M-2	55	75	173	100	57.8	3558	93.6	0.89	148	2.5	3.7	8.8	407
YE3-250M2-2	75	100	235	136	78.3	3564	94.1	0.89	201	2.8	3.2	9.0	435
YE3-250M3-2	90	125	279	162	93.1	3564	95.0	0.89	241	3.2	3.6	9.5	448
YE3-280S-2	75	100	235	136	78.3	3564	94.2	0.89	201	2.4	2.7	7.4	575
YE3-280M-2	90	125	279	162	93.1	3564	95.0	0.89	241	2.4	2.7	7.1	600
YE3-280M2-2	110	150	338	195	113	3570	95.0	0.90	294	2.6	3.2	7.9	600
YE3-280M3-2	132	180	403	234	134	3570	95.4	0.90	353	2.8	3.3	8.1	608
YE3-315S-2	110	150	337	195	112	3570	95.2	0.90	294	2.1	2.5	7.1	876
YE3-315M-2	132	180	403	234	134	3570	95.4	0.90	353	2.0	2.5	7.1	974
YE3-315L1-2	160	220	484	280	161	3570	95.4	0.91	428	1.9	2.5	7.2	1009
YE3-315L2-2	200	250	602	349	201	3570	95.8	0.91	535	2.0	2.6	7.2	1132
YE3-355M-2	250	340	753	436	251	3576	95.8	0.91	668	1.7	2.3	7.2	1643
YE3-355L-2	315	430	948	549	316	3576	95.8	0.91	841	1.7	2.3	7.2	1800

技术参数 TECHNICAL DATA

IE3

型号 Model	额定功率 Rated Power		额定电流 Rated Current (A)			额定 转速 Speed r/min	效率 Eff. η(%)	功率 因数 PF cosφ	额定 转矩 Tn N.m	堵转转矩 额定转矩 Tst/Tn	最大转矩 额定转矩 Tmax/Tn	启动电流 额定电流 Ist/In	重量 N.G kg
	KW	HP	220V	380V	660V								
YE3-160M-4	11	15	36.8	21.3	12.3	1752	92.4	0.85	60.0	2.4	2.6	7.6	124
YE3-160L-4	15	20	49.2	28.5	16.4	1752	93.0	0.86	81.8	3.1	3.1	9.2	145
YE3-180M-4	18.5	25	60.3	34.9	20.1	1758	93.6	0.86	100	3.0	3.7	9.6	182
YE3-180L-4	22	30	71.5	41.4	23.8	1758	93.9	0.86	120	2.9	3.6	9.0	209
YE3-180L2-4	30	40	97.3	56.3	32.4	1770	94.1	0.86	162	3.3	3.8	9.6	209
YE3-200L-4	30	40	97.3	56.3	32.4	1770	94.1	0.86	162	2.6	3.0	9.6	280
YE3-200L2-4	37	50	119	69.2	39.8	1776	94.5	0.86	199	2.8	3.2	8.4	289
YE3-200L3-4	45	60	145	83.7	48.2	1776	95.0	0.86	242	2.9	3.3	8.7	289
YE3-225S-4	37	50	119	69.2	39.8	1776	94.5	0.86	199	3.5	3.3	9.7	308
YE3-225M-4	45	60	145	83.7	48.2	1776	95.0	0.86	242	3.6	3.2	9.6	308
YE3-225M2-4	55	75	176	102	58.6	1782	95.4	0.86	295	3.4	3.6	9.4	382
YE3-250M-4	55	75	176	102	58.6	1782	95.4	0.86	295	3.4	3.6	9.0	456
YE3-250M2-4	75	100	234	136	78.2	1776	95.4	0.88	403	3.4	3.8	9.7	492
YE3-250M3-4	90	125	281	163	93.8	1782	95.4	0.88	482	3.3	3.7	9.7	500
YE3-280S-4	75	100	234	135	78.0	1776	95.6	0.88	403	2.8	3.2	9.0	565
YE3-280M-4	90	125	281	163	93.7	1782	95.5	0.88	482	2.4	2.8	8.0	657
YE3-280M2-4	110	150	342	198	114	1776	95.8	0.88	591	3.2	3.6	9.6	701
YE3-280M3-4	132	180	411	238	137	1776	95.8	0.88	710	2.8	3.3	8.4	725
YE3-315S-4	110	150	342	198	114	1776	95.9	0.88	591	2.3	2.7	8.2	876
YE3-315M-4	132	180	409	237	136	1776	96.2	0.88	710	2.3	2.8	8.1	994
YE3-315L1-4	160	220	490	284	163	1776	96.2	0.89	860	2.3	2.7	7.8	1088
YE3-315L2-4	200	250	612	355	204	1776	96.3	0.89	1075	2.1	2.5	7.3	1238
YE3-355M-4	250	340	758	439	253	1788	96.2	0.90	1335	2.0	2.3	6.4	1719
YE3-355L-4	315	430	954	552	318	1788	96.3	0.90	1682	2.3	2.5	7.5	1823

YE4三相异步电动机

YE4 SERIES OF THREE PHASE (CAST IRON) ASYNCHRONOUS MOTOR

IE4-50HZ



产品简介

该系列电动机设计符合IEC国际标准，可广泛应用于众多对质量及可靠性要求极高的领域，如：工业、商业、建筑业、楼宇给水和农业灌溉等。

产品特点

- 功率范围：0.75-315kW
- 机座号：80-355
- 能效等级：IE4（国标能效二级）
- 电压与频率：支持多种电压与频率
- 冷却方式：IC411，可选配IC416等；
- 注油装置：180-355机座标配可重复润滑轴承及油道
- 防护等级：IP55标配，可选配IP56等；
- 绝缘等级：F
- 环境温度：-15~40℃
- 海拔高度：不超过1000m

产品优势

- 结构紧凑
- 外形美观
- 低噪音
- 起动转矩大
- 高效节能
- 安装便捷，维护方便
- 可靠耐用

PRODUCT INTRODUCTION

The motor design conforms to IEC standard. It could be widely applied in the field with high requirement on quality and reliability, such as manufacturing, commerce, construction, water supply and agricultural irrigation, etc.

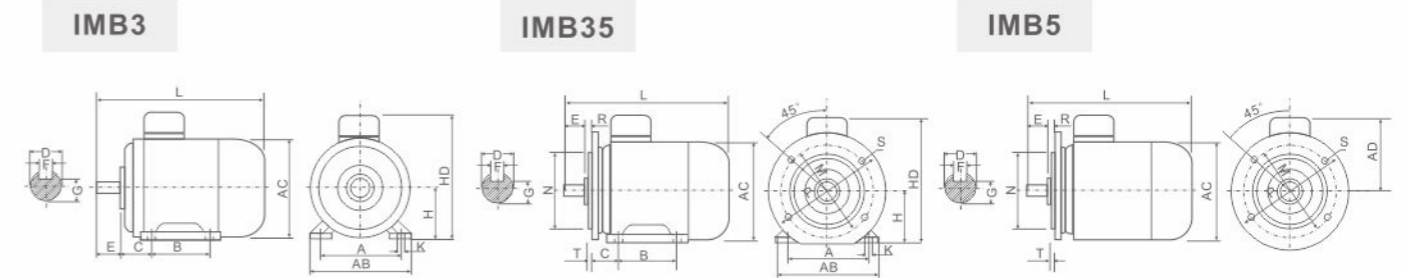
PRODUCT FEATURES

- Output: 0.75-315kW
- Frame size: 80-355
- Efficiency: IE4(GB-grade 2)
- Voltage & frequency: multi-voltage & frequency available
- Cooling method: IC411 (standard), IC416 (optional);
- Bearing: Maintenance-free bearing
- Protection grade: IP55 (standard.), IP56 (optional);
- Insulation class: F
- Ambient temperature: -15~40℃
- Altitude: not exceeding 1000m

PRODUCT ADVANTAGE

- Compact structure design
- Attractive appearance
- Low noise
- High starting torque
- High efficiency and energy saving
- Easy installation and maintenance
- Reliable and durable

ABLE[®]
ABLE MOTOR
www.ablecn.com



外形及安装尺寸 INSTALLATION AND OVERALL DIMENSIONS

机座号 Frame Size	安装尺寸 Mounting Dimensions (mm)																外形尺寸 Overall Dimensions (mm)									
	A	B	C	D		E		F		G		H	K	M	N	P	R	S	T	AB	AC	AD	HD	L		
				2P	4,6,8,10P	2P	4,6,8,10P	2P	4,6,8,10P	2P	4,6,8,10P													2P	4,6,8,10P	
80M	125	100	50	19	40	6	15.5	80	10	165	130	200	0	12	3.5	165	168	142	222	298						
80M-4	125	100	50	19	40	6	15.5	80	10	165	130	200	0	12	3.5	165	168	142	222	322						
90S	140	100	56	24	50	8	20	90	10	165	130	200	0	12	3.5	176	181	150	240	350						
90S-4	140	100	56	24	50	8	20	90	10	165	130	200	0	12	3.5	180	205	150	240	374						
90L	140	125	56	24	50	8	20	90	10	165	130	200	0	12	3.5	176	181	150	240	380	405					
100L	160	140	63	28	60	8	24	100	12	215	180	250	0	14.5	4	200	206	181	281	428						
112M-2	190	140	70	28	60	8	24	112	12	215	180	250	0	14.5	4	226	220	188	300	395	-					
112M-4/6	190	140	70	28	60	8	24	112	12	215	180	250	0	14.5	4	226	235	193	305	-	448.5					
132S-2	216	140	89	38	80	10	33	132	12	265	230	300	0	14.5	4	262	259	208	340	463	-					
132S	216	140	89	38	80	10	33	132	12	265	230	300	0	14.5	4	262	296	228	360	-	524					
132M-2	216	178	89	38	80	10	33	132	12	265	230	300	0	14.5	4	262	259	208	340	540	-					
132M	216	178	89	38	80	10	33	132	12	265	230	300	0	14.5	4	262	296	228	360	-	554					
160M	254	210	108	42	110	12	37	160	14.5	300	250	350	0	4-18.5	5	314	314	264	424	610						
160L	254	254	108	42	110	12	37	160	14.5	300	250	350	0	4-18.5	5	314	314	264	424	654						
180M	279	241	121	48	110	14	42.5	180	14.5	300	250	350	0	4-18.5	5	349	354	283	463	686						
180L	279	279	121	48	110	14	42.5	180	14.5	300	250	350	0	4-18.5	5	349	354	283	463	724						
200L	318	305	133	55	110	16	49	200	18.5	350	300	400	0	4-18.5	5	388	396	312	512	769						
225S	356	286	149	-	60	-	140	-	18	-	53	225	18.5	400	350	450	0	8-18.5	5	431	445	333	558	-	823	
225M	356	311	149	55	60	110	140	16	18	49	53	225	18.5	400	350	450	0	8-18.5	5	431	445	333	558	818	848	
250M	406	349	168	60	65	140	18	53	58	250	24	500	450	550	0	8-18.5	5	484	484	367	617	909				
280S	457	368	190	65	75	140	18	20	58	67.5	280	24	500	450	550	0	8-18.5	5	542	546	396	676	959	979		
280M	457	419	190	65	75	140	18	20	58	67.5	280	24	500	450	550	0	8-18.5	5	542	546	396	676	1010	1030		
315S	508	406	216	65	80	140	170	18	22	58	71	315	28	600	550	660	0	8-24	6	628	620	540	855	1193	1223	
315M	508	457	216	65	80	140	170	18	22	58	71	315	28	600	550	660	0	8-24	6	628	620	540	855	1303	1333	
315L	508	508	216	65	80	140	170	18	22	58	71	315	28	600	550	660	0	8-24	6	628	620	540	855	1303	1333	
355M	610	560	254	75	95	140	170	20	25	67.5	86	355	28	740	680	800	0	8-24	6	726	701	666	1021	1509	1539	
355L	610	630	254	75	95	140	170	20	25	67.5	86	355	28	740	680	800	0	8-24	6	726	701	666	1021	1509	1539	

技术参数 TECHNICAL DATA

IE4

型号 Model	额定功率 Rated Power		额定电流 Rated Current (A)									
	KW	HP	220V	380V	660V	230V	400V	690V	240V	415V	720V	
YE4-801-2	0.75	1	2.84	1.64	0.95	2.72	1.56	0.91	2.60	1.51	0.87	
YE4-802-2	1.1	1.5	4.08	2.36	1.36	3.90	2.25	1.30	3.74	2.16	1.25	
YE4-90S-2	1.5	2	5.35	3.10	1.78	5.12	2.94	1.71	4.91	2.84	1.64	
YE4-90L-2	2.2	3	7.63	4.42	2.54	7.30	4.20	2.43	6.99	4.04	2.33	
YE4-100L-2	3	4	10.2	5.88	3.39	9.71	5.59	3.24	9.31	5.38	3.10	
YE4-112M-2	4	5.5	13.3	7.67	4.42	12.7	7.29	4.23	12.1	7.03	4.05	
YE4-132S1-2	5.5	7.5	18.0	10.4	6.01	17.3	9.92	5.75	16.5	9.57	5.51	
YE4-132S2-2	7.5	10	24.1	14.0	8.04	23.1	13.3	7.69	22.1	12.8	7.37	
YE4-160M1-2	11	15	35.0	20.3	11.7	33.5	19.3	11.2	32.1	18.6	10.7	
YE4-160M2-2	15	20	47.4	27.4	15.8	45.3	26.1	15.1	43.5	25.1	14.5	
YE4-160L-2	18.5	25	58.2	33.7	19.4	55.7	32.0	18.6	53.4	30.9	17.8	
YE4-180M-2	22	30	69.0	40.0	23.0	66.0	38.0	22.0	63.3	36.6	21.1	
YE4-200L1-2	30	40	93.6	54.2	31.2	89.5	51.5	29.8	85.8	49.6	28.6	
YE4-200L2-2	37	50	115	66.6	38.4	110	63.3	36.7	105.5	61.0	35.2	
YE4-225M-2	45	60	140	80.9	46.6	134	76.8	44.5	128.0	74.0	42.7	
YE4-250M-2	55	75	170	98.5	56.7	163	93.6	54.3	156.0	90.2	52.0	
YE4-280S-2	75	100	231	134	77.1	221	127	74	212	123	70.7	
YE4-280M-2	90	125	277	160	92.3	265	152	88	254	147	84.6	
YE4-315S-2	110	150	338	196	113	323	186	108	310	179	103	
YE4-315M-2	132	180	405	234	135	387	223	129	371	214	124	
YE4-315L1-2	160	220	490	284	163	469	269	156	449	260	150	
YE4-315L2-2	200	270	611	354	204	585	336	195	560	324	187	
YE4-355M-2	250	340	747	433	249	715	411	238	685	396	228	
YE4-355L-2	315	430	941	545	314	900	518	300	863	499	288	
YE4-802-4	0.75	1	3.10	1.80	1.03	2.97	1.71	0.99	2.84	1.65	0.95	
YE4-90S-4	1.1	1.5	4.41	2.56	1.47	4.22	2.43	1.41	4.05	2.34	1.35	
YE4-90L-4	1.5	2	5.87	3.40	1.96	5.62	3.23	1.87	5.38	3.11	1.79	
YE4-100L1-4	2.2	3	8.17	4.73	2.72	7.81	4.49	2.60	7.49	4.33	2.50	
YE4-100L2-4	3	4	10.9	6.30	3.63	10.4	5.99	3.47	10.0	5.77	3.33	
YE4-112M-4	4	5.5	14.4	8.34	4.80	13.8	7.92	4.59	13.2	7.64	4.40	
YE4-132S-4	5.5	7.5	19.6	11.4	6.54	18.8	10.8	6.26	18.0	10.4	6.00	
YE4-132M-4	7.5	10	26.2	15.2	8.75	25.1	14.4	8.37	24.1	13.9	8.02	
YE4-160M-4	11	15	37.3	21.6	12.4	35.7	20.5	11.9	34.2	19.8	11.4	
YE4-160L-4	15	20	49.9	28.9	16.6	47.7	27.4	15.9	45.7	26.5	15.2	
YE4-180M-4	18.5	25	60.6	35.1	20.2	58.0	33.3	19.3	55.6	32.1	18.5	
YE4-180L-4	22	30	71.9	41.6	24.0	68.8	39.5	22.9	65.9	38.1	22.0	
YE4-200L-4	30	40	97.6	56.5	32.5	93.4	53.7	31.1	89.5	51.7	29.8	
YE4-225S-4	37	50	120	69.5	40.0	115	66.0	38.3	110.0	63.6	36.7	
YE4-225M-4	45	60	146	84.3	48.5	139	80.1	46.4	133.5	77.2	44.5	
YE4-250M-4	55	75	175	102	58.5	168	96.5	55.9	160.8	93.0	53.6	
YE4-280S-4	75	100	236	136	78.6	225	130	75.1	216.0	125	72.0	
YE4-280M-4	90	125	279	162	93.1	267	154	89.1	256	148	85.3	
YE4-315S-4	110	150	337	195	112	322	185	107	309	179	103	
YE4-315M-4	132	180	404	234	135	386	222	129	370	214	123	
YE4-315L1-4	160	220	483	280	161	462	266	154	443	256	148	
YE4-315L2-4	200	270	603	349	201	577	332	192	553	320	184	
YE4-355M-4	250	340	754	436	251	721	415	240	691	400	230	
YE4-355L-4	315	430	950	550	317	909	522	303	871	504	290	

技术参数 TECHNICAL DATA

IE4

型号 Model	额定 转速 Speed	效率 Eff.	功率 因数 PF.	额定 转矩 Tn	堵转转矩 额定转矩 Tst/Tn	最大转矩 额定转矩 Tmax/Tn	堵转电流 额定电流 Ist/In	净重 N.G
								kg
YE4-801-2	2900	83.5	0.83	2.47	2.6	3.0	8.5	21.5
YE4-802-2	2900	85.2	0.83	3.62	2.6	3.2	8.5	22.5
YE4-90S-2	2910	86.5	0.85	4.92	2.6	3.2	9.5	28
YE4-90L-2	2910	88.0	0.86	7.22	2.6	3.2	9.5	31
YE4-100L-2	2910	89.1	0.87	9.85	2.7	3.3	9.5	46
YE4-112M-2	2920	90.0	0.88	13.1	2.6	3.3	9.5	57
YE4-132S1-2	2920	90.9	0.88	18.0	2.5	3.3	9.5	67
YE4-132S2-2	2925	91.7	0.89	24.5	2.5	3.3	9.5	79
YE4-160M1-2	2950	92.6	0.89	35.6	2.7	3.3	9.5	118
YE4-160M2-2	2950	93.3	0.89	48.6	2.6	3.3	9.5	133
YE4-160L-2	2950	93.7	0.89	59.9	2.7	3.3	9.5	153
YE4-180M-2	2960	94.0	0.89	71.0	2.7	3.2	9.5	194
YE4-200L1-2	2970	94.5	0.89	96.5	2.3	2.7	9.0	241
YE4-200L2-2	2970	94.8	0.89	119	2.7	3.0	9.0	262
YE4-225M-2	2970	95.0	0.89	145	2.6	3.2	9.0	326
YE4-250M-2	2970	95.3	0.89	177	2.5	3.2	9.0	440
YE4-280S-2	2975	95.6	0.89	241	2.5	3.1	8.5	621
YE4-280M-2	2975	95.8	0.89	289	2.6	3.0	8.5	585
YE4-315S-2	2975	96.0	0.89	353	2.1	2.8	8.5	845
YE4-315M-2	2975	96.2	0.89	424	2.2	2.7	8.5	953
YE4-315L1-2	2975	96.3	0.89	514	1.9	2.7	8.5	1022
YE4-315L2-2	2975	96.5	0.89	642	2.0	2.8	8.5	1133
YE4-355M-2	2980	96.5	0.91	801	1.7	2.3	8.5	1692
YE4-355L-2	2980	96.5	0.91	1009	1.7	2.3	8.5	1854
YE4-802-4	1445	85.7	0.74	4.96	2.8	3.2	8.0	22
YE4-90S-4	1445	87.2	0.75	7.27	2.6	3.2	8.5	27
YE4-90L-4	1450	88.2	0.76	9.88	2.6	3.2	9.0	32
YE4-100L1-4	1455	89.5	0.79	14.4	2.7	3.3	9.0	46
YE4-100L2-4	1455	90.4	0.80	19.7	2.7	3.3	9.0	48
YE4-112M-4	1455	91.1	0.80	26.3	2.7	3.3	9.5	59
YE4-132S-4	1460	91.9	0.80	36.0	2.7	3.6	9.5	86
YE4-132M-4	1460	92.6	0.81	49.1	2.8	3.6	9.5	101
YE4-160M-4	1475	93.3	0.83	71.2	2.8	3.3	9.5	124
YE4-160L-4	1480	93.9	0.84	96.8	2.8	3.3	9.5	145
YE4-180M-4	1480	94.2	0.85	119	2.5	3.4	9.5	197
YE4-180L-4	1480	94.5	0.85	142	2.6	2.7	9.5	216
YE4-200L-4	1480	94.9	0.85	194	2.8	3.5	9.0	302
YE4-225S-4	1480	95.2	0.85	239	3.0	3.3	9.0	333
YE4-225M-4	1480	95.4	0.85	290	3.2	3.5	9.0	359
YE4-250M-4	1485	95.7	0.86	354	3.0	3.1	9.0	492
YE4-280S-4	1485	96.0	0.87	482	2.5	2.8	8.5	622
YE4-280M-4	1485	96.1	0.88	579	2.5	2.8	8.5	710
YE4-315S-4	1485	96.3	0.89	707	2.5	2.7	8.5	872
YE4-315M-4	1485	96.4	0.89	849	2.5	2.8	8.5	990
YE4-315L1-4	1485	96.6	0.90	1029	2.3	2.7	8.5	1074
YE4-315L2-4	1485	96.7	0.90	1286	2.1	2.5	8.5	1234
YE4-355M-4	1490	96.7	0.90	1602	2.1	2.5	8.5	1771
YE4-355L-4	1490	96.7	0.90	2019	2.3	2.5	8.5	1878

技术参数 TECHNICAL DATA

IE4

型号 Model	额定功率 Rated Power		额定电流 Rated Current (A)									
	kW	HP	220V	380V	660V	230V	400V	690V	240V	415V	720V	
YE4-90S-6	0.75	1	3.40	1.97	1.13	3.25	1.87	1.08	3.12	1.80	1.04	
YE4-90L-6	1.1	1.5	4.88	2.83	1.63	4.67	2.68	1.56	4.47	2.59	1.49	
YE4-100L-6	1.5	2	6.45	3.74	2.15	6.17	3.55	2.06	5.92	3.42	1.97	
YE4-112M-6	2.2	3	9.30	5.39	3.10	8.90	5.12	2.97	8.53	4.93	2.84	
YE4-132S-6	3	4	12.5	7.25	4.17	12.0	6.88	3.99	11.5	6.63	3.82	
YE4-132M1-6	4	5.5	16.3	9.43	5.43	15.6	8.96	5.19	14.9	8.64	4.98	
YE4-132M2-6	5.5	7.5	22.2	12.8	7.38	21.2	12.2	7.06	20.3	11.7	6.77	
YE4-160M-6	7.5	10	28.4	16.4	9.46	27.1	15.6	9.04	26.0	15.0	8.67	
YE4-160L-6	11	15	40.6	23.5	13.5	38.9	22.3	13.0	37.2	21.5	12.4	
YE4-180L-6	15	20	53.0	30.7	17.7	50.7	29.1	16.9	48.6	28.1	16.2	
YE4-200L1-6	18.5	25	65.0	37.6	21.7	62.2	35.7	20.7	59.6	34.4	19.9	
YE4-200L2-6	22	30	76.1	44.0	25.4	72.8	41.8	24.3	69.7	40.3	23.2	
YE4-225M-6	30	40	102	59.0	34.0	97.5	56.1	32.5	93.4	54.0	31.1	
YE4-250M-6	37	50	124	71.7	41.3	118	68.1	39.5	113	65.6	37.8	
YE4-280S-6	45	60	150	86.9	50.0	144	82.6	47.9	138	79.6	45.9	
YE4-280M-6	55	75	181	105	60.2	173	99.4	57.6	166	95.8	55.2	
YE4-315S-6	75	100	246	142	81.9	235	135	78.3	225	130	75.1	
YE4-315M-6	90	125	291	168	97	278	160	92.7	266	154	88.8	
YE4-315L1-6	110	150	355	205	118	339	195	113	325	188	108	
YE4-315L2-6	132	180	420	243	140	401	231	134	385	222	128	
YE4-355M1-6	160	220	508	294	169	485	279	162	465	269	155	
YE4-355M2-6	200	270	634	367	211	606	349	202	581	336	194	
YE4-355L-6	250	340	791	458	264	756	435	252	725	419	242	

YE4-100L1-8	0.75	1	3.80	2.20	1.27	3.64	2.09	1.21	3.49	2.02	1.16
YE4-100L2-8	1.1	1.5	5.33	3.09	1.78	5.10	2.93	1.70	4.89	2.83	1.63
YE4-112M-8	1.5	2	6.91	4.00	2.30	6.61	3.80	2.20	6.33	3.66	2.11
YE4-132S-8	2.2	3	9.76	5.65	3.25	9.34	5.37	3.11	8.95	5.17	2.98
YE4-132M-8	3	4	13.1	7.58	4.36	12.5	7.20	4.17	12.0	6.94	4.00
YE4-160M1-8	4	5.5	17.0	9.83	5.66	16.2	9.34	5.41	15.6	9.00	5.19
YE4-160M2-8	5.5	7.5	22.7	13.1	7.57	21.7	12.5	7.24	20.8	12.0	6.94
YE4-160L-8	7.5	10	29.8	17.2	9.93	28.5	16.4	9.50	27.3	15.8	9.10
YE4-180L-8	11	15	43.2	25.0	14.4	41.3	23.7	13.8	39.6	22.9	13.2
YE4-200L-8	15	20	57.6	33.3	19.2	55.1	31.7	18.4	52.8	30.5	17.6
YE4-225S-8	18.5	25	70.6	40.9	23.5	67.5	38.8	22.5	64.7	37.4	21.6
YE4-225M-8	22	30	82.5	47.8	27.5	78.9	45.4	26.3	75.6	43.7	25.2
YE4-250M-8	30	40	110	63.9	36.8	106	60.7	35.2	101	58.5	33.7
YE4-280S-8	37	50	134	77.4	44.6	128	73.5	42.6	123	70.9	40.9
YE4-280M-8	45	60	162	93.9	54.0	155	89.2	51.7	149	85.9	49.5
YE4-315S-8	55	75	193	111	64.2	184	106	61	177	102	58.8
YE4-315M-8	75	100	261	151	87.1	250	144	83	239	138	79.8
YE4-315L1-8	90	125	309	179	103	295	170	98	283	164	94.4
YE4-315L2-8	110	150	376	218	125	360	207	120	345	200	115
YE4-355M1-8	132	180	451	261	150	431	248	144	413	239	138
YE4-355M2-8	160	220	538	312	179	515	296	172	494	285	165
YE4-355L-8	200	270	671	388	224	642	369	214	615	356	205

技术参数 TECHNICAL DATA

IE4

型号 Model	额定转速 Speed	效率 Eff.	功率因素 PF.	额定转矩 Tn	堵转转矩 Tst/Tn	最大转矩 Tmax/Tn	堵转电流 Ist/In	净重 N.G
	rpm	η(%)	cosφ	N.m				kg
YE4-90S-6	955	82.7	0.70	7.50	2.1	2.4	6.0	27
YE4-90L-6	955	84.5	0.70	11.0	2.1	2.4	6.5	32
YE4-100L-6	960	85.9	0.71	14.9	2.2	2.6	6.5	41
YE4-112M-6	965	87.4	0.71	21.8	2.2	2.6	7.5	58
YE4-132S-6	968	88.6	0.71	29.6	2.5	3.0	7.8	73
YE4-132M1-6	968	89.5	0.72	39.5	2.3	2.6	8.0	82
YE4-132M2-6	968	90.5	0.72	54.3	2.3	2.6	9.0	99
YE4-160M-6	975	91.3	0.76	73.5	2.4	3.0	8.0	134
YE4-160L-6	980	92.3	0.77	107	2.2	2.5	8.5	157
YE4-180L-6	980	92.9	0.80	146	2.2	2.6	8.5	189
YE4-200L1-6	980	93.4	0.80	180	2.2	2.5	8.5	254
YE4-200L2-6	980	93.7	0.81	214	2.4	2.8	8.5	273
YE4-225M-6	985	94.2	0.82	291	2.4	2.6	8.3	310
YE4-250M-6	985	94.5	0.83	359	2.1	2.3	8.3	430
YE4-280S-6	985	94.8	0.83	436	2.0	2.3	8.5	502
YE4-280M-6	985	95.1	0.84	533	2.0	2.3	8.5	558
YE4-315S-6	985	95.4	0.84	727	2.0	2.3	8.0	890
YE4-315M-6	985	95.6	0.85	873	2.0	2.2	8.0	999
YE4-315L1-6	985	95.8	0.85	1066	2.2	2.6	8.0	1096
YE4-315L2-6	985	96.0	0.86	1280	2.2	2.4	8.0	1209
YE4-355M1-6	990	96.2	0.86	1543	2.0	2.2	8.0	1612
YE4-355M2-6	990	96.3	0.86	1929	2.0	2.2	8.0	1772
YE4-355L-6	990	96.5	0.86	2412	2.0	2.2	8.0	2031

YE4-100L1-8	710	78.4	0.66	10.1	2.0	2.0	7.0	41
YE4-100L2-8	710	80.8	0.67	14.8	2.0	2.0	7.0	45
YE4-112M-8	710	82.6	0.69	20.2	2.0	2.0	7.0	58
YE4-132S-8	720	84.5	0.70	29.2	1.8	2.0	7.5	69
YE4-132M-8	720	85.9	0.70	39.8	1.8	2.0	7.8	81
YE4-160M1-8	720	87.1	0.71	53.1	1.8	2.0	7.9	134
YE4-160M2-8	720	88.3	0.72	73.0	1.8	2.0	8.1	147
YE4-160L-8	720	89.3	0.74	99.5	1.8	2.0	7.8	170
YE4-180L-8	725	90.4	0.74	145	1.8	2.0	7.9	201
YE4-200L-8	730	91.2	0.75	196	1.8	2.0	8.0	273
YE4-225S-8	730	91.7	0.75	242	1.8	2.0	8.1	287
YE4-225M-8	730	92.1	0.76	288	1.8	2.0	8.3	319
YE4-250M-8	730	92.7	0.77	392	1.8	2.0	7.9	430
YE4-280S-8	735	93.1	0.78	481	1.8	2.0	7.9	539
YE4-280M-8	735	93.4	0.78	585	1.8	2.0	7.9	622
YE4-315S-8	735	93.7	0.80	715	1.6	2.0	8.2	890
YE4-315M-8	740	94.2	0.80	968	1.6	2.0	7.6	999
YE4-315L1-8	740	94.4	0.81	1161	1.6	2.0	7.7	1096
YE4-315L2-8	740	94.7	0.81	1420	1.6	2.0	7.7	1209
YE4-355M1-8	742	94.9	0.81	1699	1.6	2.0	7.7	1612
YE4-355M2-8	742	95.1	0.82	2059	1.6	2.0	7.7	1772
YE4-355L-8	745	95.4	0.82	2564	1.6	2.0	7.8	2031

TYT4系列铸铁壳三相永磁同步电动机

TYT4 SERIES CAST IRON THREE PHASE PERMANENT MAGNET SYNCHRONOUS MOTOR

IE4



产品简介

该系列电动机设计符合 IEC 国际标准，可广泛应用于工业、商业和民用各种等需要高效节能设备的领域。

产品特点

- 功率范围：5.5~250kW
- 机座号：100~280
- 额定电压：380V
- 额定频率：50~200Hz
- 能效等级：IE4（国标能效二级）以上
- 绝缘等级：F
- 防护等级：IP55
- 冷却方式：IC411
- 工作制：S1
- 安装方式：B3、B35、B5

产品优势

- 体积小、重量轻
- 低噪音
- 起动转矩大
- 高效节能
- 安装便捷，维护方便
- 可靠耐用

PRODUCT INTRODUCTION

This series of motor design conforms to IEC standard. It could be widely used in the industry, commerce, residential fields that require high efficiency equipment.

PRODUCT FEATURES

- Output: 5.5~250kW
- Frame size: 100~280
- Rated voltage: 380V
- Rated frequency: 50~200Hz
- Efficiency: IE4 (GB-grade 2), or higher
- Insulation class: F
- Protection grade: IP55
- Cooling method: IC411
- Duty type: S1
- Installation method: B3, B35, B5

PRODUCT ADVANTAGE

- Compact size and light weight
- Low noise
- High starting torque
- High efficiency and energy saving
- Easy installation and maintenance
- Reliable and durable

ABLE[®]
ABLE MOTOR

www.ablecn.com

技术参数 TECHNICAL DATA

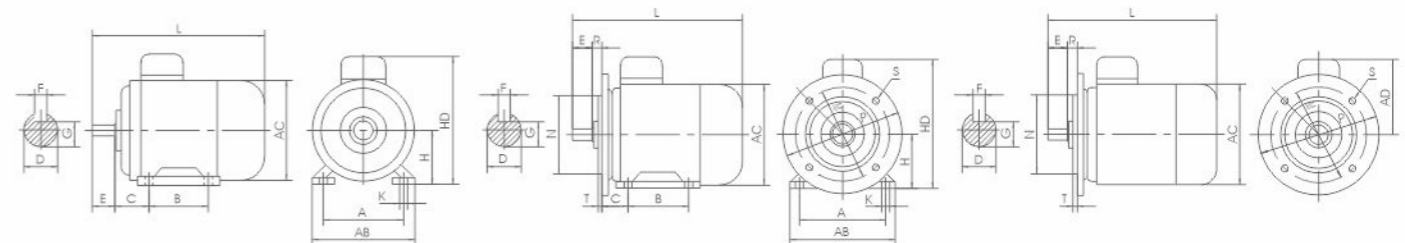
IE4

型号 Model	额定功率 Rated Power		额定电压 Rated Voltage	额定频率 Frequency	额定转速 Speed	接法 Conn.	功率因素 Power factor	效率 Efficiency	额定电流 Rated Curr.	额定转矩 Tn
	KW	HP	V	Hz	rpm					
TYT4-100L1-6	5.5	7.5	380	150	3000	Y	0.97	90.9	10.0	17.5
TYT4-100L2-6	7.5	10	380	150	3000	Y	0.97	91.7	13.5	23.9
TYT4-112M-6	11	15	380	150	3000	Y	0.97	92.6	19.6	35
TYT4-132S1-6	15	20	380	150	3000	Y	0.97	93.3	26.5	47.8
TYT4-132S2-6	18.5	25	380	150	3000	Y	0.97	93.7	32.6	58.9
TYT4-132M-6	22	30	380	150	3000	Y	0.97	94.0	38.6	70
TYT4-160M1-6	30	40	380	150	3000	Y	0.97	94.5	52.3	95.5
TYT4-160M2-6	37	50	380	150	3000	Y	0.97	94.8	64.4	118
TYT4-160L-6	45	60	380	150	3000	Y	0.97	95.0	78.1	143
TYT4-180M-6	55	75	380	150	3000	Y	0.97	95.3	95.2	175
TYT4-180L-6	75	100	380	150	3000	Y	0.97	95.6	129	239
TYT4-200L1-6	90	125	380	150	3000	Y	0.97	95.8	155	286
TYT4-200L2-6	110	150	380	150	3000	Y	0.97	96.0	189	350
TYT4-225M-6	132	180	380	150	3000	Y	0.97	96.2	226	420
TYT4-250M1-6	160	220	380	150	3000	Y	0.97	96.3	274	509
TYT4-250M2-6	200	270	380	150	3000	Y	0.97	96.5	342	637
TYT4-280M-6	250	340	380	150	3000	Y	0.97	96.5	427	796
TYT4-100L1-8	3	4	380	100	1500	Y	0.97	90.4	5.50	19.1
TYT4-100L2-8	4	5.5	380	100	1500	Y	0.97	91.1	7.20	25.5
TYT4-112M-8	5.5	7.5	380	100	1500	Y	0.97	91.9	9.90	35
TYT4-132S-8	7.5	10	380	100	1500	Y	0.97	92.6	13.4	47.8
TYT4-132M-8	11	15	380	100	1500	Y	0.97	93.3	19.4	70
TYT4-160M1-8	15	20	380	100	1500	Y	0.97	93.9	26.3	95.5
TYT4-160M2-8	18.5	25	380	100	1500	Y	0.97	94.2	32.4	118
TYT4-160L-8	22	30	380	100	1500	Y	0.97	94.5	38.4	140
TYT4-180M-8	30	40	380	100	1500	Y	0.97	94.9	52.1	191
TYT4-180L-8	37	50	380	100	1500	Y	0.97	95.2	64.1	236
TYT4-200L1-8	45	60	380	100	1500	Y	0.97	95.4	77.8	286
TYT4-200L2-8	55	75	380	100	1500	Y	0.97	95.7	94.8	350
TYT4-225M-8	75	100	380	100	1500	Y	0.97	96.0	129	477
TYT4-250M1-8	90	125	380	100	1500	Y	0.97	96.1	154	573
TYT4-250M2-8	110	150	380	100	1500	Y	0.97	96.3	188	700
TYT4-280S-8	132	180	380	100	1500	Y	0.97	96.4	226	840
TYT4-280M-8	160	220	380	100	1500	Y	0.97	96.6	273	1019
TYT4-280S-8*	90	125	380	66.7	1000	Y	0.98	95.6	154	859.5
TYT4-280M1-12*	110	150	380	100	1000	Y	0.98	96.0	187	1050
TYT4-280M2-12*	132	180	380	100	1000	Y	0.98	96.0	224	1260
TYT4-250M1-12*	60	80	380	80	800	Y	0.97	95.1	104	716
TYT4-250M2-12*	75	100	380	80	800	Y	0.98	96.0	128	895.3

IMB3

IMB35

IMB5



外形及安装尺寸 INSTALLATION AND OVERALL DIMENSIONS

机座号 Frame Size	转速 Speed rpm	安装尺寸 Mounting Dimensions(mm)														外形尺寸 Overall Dimensions(mm)					
		A	B	C	D	E	F	G	H	K	M	N	P	R	S	T	AB	AC	AD	HD	L
100L		160	140	63	28	60	8	24	100	12	215	180	250	0	4-14.5	4	200	206	181	281	428
112M		190	140	70	28	60	8	24	112	12	215	180	250	0	4-14.5	4	226	220	188	300	395
132S		216	140	89	38	80	10	33	132	12	265	230	300	0	4-14.5	4	262	259	208	340	463
132M		216	178	89	38	80	10	33	132	12	265	230	300	0	4-14.5	4	262	259	208	340	501
160M	3000	254	210	108	42	110	12	37	160	14.5	300	250	350	0	4-18.5	5	314	314	264	424	610
160L	1500	254	254	108	42	110	12	37	160	14.5	300	250	350	0	4-18.5	5	314	314	264	424	654
180M		279	241	121	48	110	14	42.5	180	14.5	300	250	350	0	4-18.5	5	349	354	283	463	686
180L		279	279	121	48	110	14	42.5	180	14.5	300	250	350	0	4-18.5	5	349	354	283	463	724
200L		318	305	133	55	110	16	49	200	18.5	350	300	400	0	4-18.5	5	388	396	312	512	769
225S	1500	356	286	149	60	140	18	53	225	18.5	400	350	450	0	8-18.5	5	431	445	333	558	823
225M	3000	356	311	149	55	110	16	49	225	18.5	400	350	450	0	8-18.5	5	431	445	333	558	818
225M	1500	356	311	149	60	140	18	53	225	18.5	400	350	450	0	8-18.5	5	431	445	333	558	848
250M	3000	406	349	168	60	140	18	53	250	24	500	450	550	0	8-18.5	5	484	484	367	617	909
250M	1500	406	349	168	65	140	18	58	250	24	500	450	550	0	8-18.5	5	484	484	367	617	909
280S	3000	457	368	190	65	140	18	58	280	24	500	450	550	0	8-18.5	5	542	546	396	676	959
280S	1500	457	368	190	75	140	20	67.5	280	24	500	450	550	0	8-18.5	5	542	546	396	676	979
280M	3000	457	419	190	65	140	18	58	280	24	500	450	550	0	8-18.5	5	542	546	396	676	1010
280M	1500	457	419	190	75	140	20	67.5	280	24	500	450	550	0	8-18.5	5	542	546	396	676	1030

YD系列铸铁壳变极多速三相异步电动机

YD SERIES CAST IRON VARIABLE POLE MULTI-SPEED THREE PHASE INDUCTION MOTOR



产品简介

YD系列电动机主要用于需要变极调速的各种机床上，其电压，频率，安装结构及外形尺寸，绝缘等级，冷却方式均与Y2HE系列相同。

使用条件

- 绝缘等级: F
- 防护等级: IP54/IP55
- 额定电压: 根据客户需求
- 额定频率: 50Hz/60Hz
- 冷却方式: IC411
- 工作制: S1

安装结构

- B3机座带底脚，端盖无凸缘
- B35机座带底脚，端盖有凸缘
- B5机座无底脚，端盖有凸缘

PRODUCT INTRODUCTION

YD series motors are mainly used in various machine tools which need variable pole speed regulation. Their voltage, frequency, installation mode, shape size, insulation level and cooling mode are the same as Y2HE series.

APPLICATION CONDITIONS

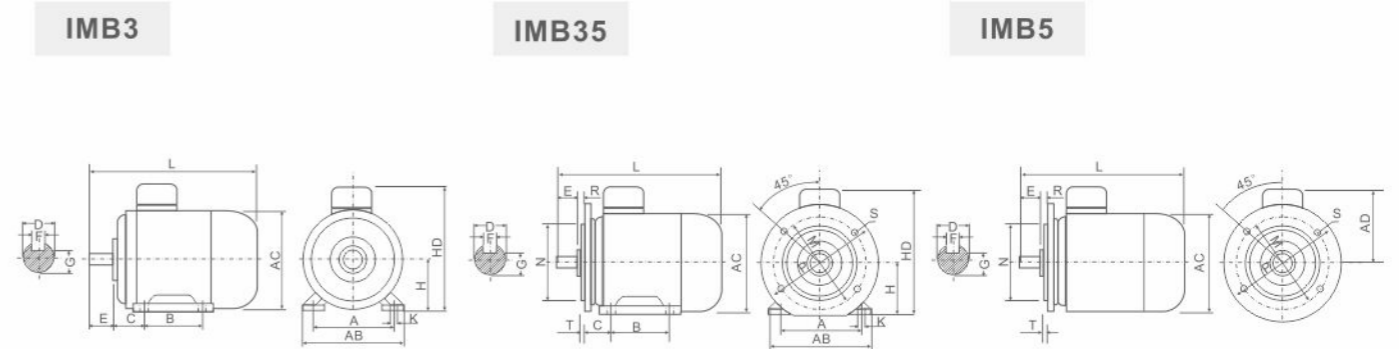
- Insulation grade: F
- Protection grade: IP54/IP55
- Rated voltage according to customer's request
- Rated frequency: 50Hz/60Hz
- Cooling method: IC411
- Duty type: S1

INSTALLATION STRUCTURE

- B3 base with feet; end shields without flange
- B35 base with feet; end shields with flange
- B5 base without feet; end shields with flange

ABLE[®]
ABLE MOTOR

www.ablecn.com



外形及安装尺寸 INSTALLATION AND OVERALL DIMENSIONS

机座号 Frame Size	安装尺寸 Mounting Dimensions (mm)																外形尺寸 Overall Dimensions (mm)								
	A	B	C	D		E		F		G		H	K	M	N	P	R	S	T	AB	AC	AD	HD	L	
				2P	4,6,8,10P	2P	4,6,8,10P	2P	4,6,8,10P	2P	4,6,8,10P													2P	4,6,8,10P
80	125	100	50	19	40	6	15.5	80	10	165	130	200	0	12	3.5	165	175	145	220	295					
90S	140	100	56	24	50	8	20	90	10	165	130	200	0	12	3.5	180	195	155	250	320					
90L	140	125	56	24	50	8	20	90	10	165	130	200	0	12	3.5	180	195	155	250	345					
100L	160	140	63	28	60	8	24	100	12	215	180	250	0	15	4	205	215	180	270	385					
112M	190	140	70	28	60	8	24	112	12	215	180	250	0	15	4	230	240	190	300	400					
132S	216	140	89	38	80	8	33	132	12	265	230	300	0	15	4	270	275	210	345	470					
132M	216	178	89	38	80	10	33	132	12	265	230	300	0	15	4	270	275	210	345	510					
160M	254	210	108	42	110	12	37	160	15	300	250	350	0	19	5	315	330	255	400	605					
160L	254	254	108	42	110	12	37	160	15	300	250	350	0	19	5	315	330	255	400	660					
180M	279	241	121	48	110	14	42.5	180	15	300	250	350	0	19	5	355	380	280	440	690					
180L	279	279	121	48	110	14	42.5	180	15	300	250	350	0	19	5	355	380	280	440	725					
200L	318	305	133	55	110	16	49	200	19	350	300	400	0	19	5	410	420	305	500	765					
225S	356	286	149	-	60	-	140	-	18	-	53	225	19	400	350	450	0	19	5	445	470	335	555	-	810
225M	356	311	149	55	60	110	140	16	18	49	53	225	19	400	350	450	0	19	5	445	470	335	550	805	835
250M	406	349	168	60	65	140	180	18	18	53	58	250	24	500	450	550	0	19	5	485	510	370	615	910	
280S	457	368	190	65	75	140	180	18	20	58	67.5	280	24	500	450	550	0	19	5	550	580	410	660	980	
280M	457	419	190	65	75	140	180	18	20	58	67.5	280	24	500	450	550	0	19	5	550	580	410	660	1030	
315S	508	406	216	65	80	140	170	18	22	58	71	315	28	600	550	660	0	24	6	630	645	630	825	1180	1275
315M	508	457	216	65	80	140	170	18	22	58	71	315	28	600	550	660	0	24	6	630	645	630	830	1290	1320
315L	508	508	216	65	80	140	170	18	22	58	71	315	28	600	550	660	0	24	6	630	645	630	830	1290	1320
355M	610	560	254	75	95	140	170	20	25	68	86	355	28	740	680	800	0	24	6	705	710	655	1010	1510	1540
355L	610	630	254	75	95	140	170	20	25	68	86	355	28	740	680	800	0	24	6	705	710	655	1010	1510	1540

电机产品技术要求调查表
Motor Technical Requirements Survey

项目名称: Project name:					
项目地点: Project location:	<input type="checkbox"/> 国内/Domestic		<input type="checkbox"/> 国外/Overseas market		
客户名称: Customer Name:					
客户产品系列或型号: Product series or model:					
行业应用/负载类型: Application/Type of load:	<input type="checkbox"/> 水泵/Pump	<input type="checkbox"/> 风机/Fan	<input type="checkbox"/> 空压机/Air compressor	<input type="checkbox"/> 真空泵/Vacuum pump	<input type="checkbox"/> 其它/Other
使用电机类型: Type of motor:	<input type="checkbox"/> 交流异步电动机/AC	<input type="checkbox"/> 永磁同步电动机/PM	<input type="checkbox"/> 磁阻电动机/RSM	<input type="checkbox"/> 无刷直流电动机/BLDC	<input type="checkbox"/> 伺服电机/Servo
	<input type="checkbox"/> 三相/Three phase	<input type="checkbox"/> 单相/Single Phase	<input type="checkbox"/> 标准/Standard	<input type="checkbox"/> 非标/Tailor made	<input type="checkbox"/> 变频调速/VFD
	<input type="checkbox"/> 单相电阻启动/MB	<input type="checkbox"/> 单相电容启动/MC	<input type="checkbox"/> 单相电容运转/MY	<input type="checkbox"/> 单相电容启动&运转/ML	
年需求数量和金额: Annual volume:					
电机规格型号: Motor size & model:					
电机标准: Motor Standard:	<input type="checkbox"/> GB	<input type="checkbox"/> IEC	<input type="checkbox"/> NEMA	<input type="checkbox"/> 其它/other standard	
电机能效要求: Efficiency grade:	<input type="checkbox"/> IE1	<input type="checkbox"/> IE2	<input type="checkbox"/> IE3	<input type="checkbox"/> IE4	<input type="checkbox"/> IE5
电机功率范围(kW): Power range:			极数: Number of pole:		
服务系数: Service factor:			电压(V): Voltage:		
工作制: Time duty:			频率(Hz): Frequency:		
绝缘等级: Insulation class:			防护等级: Protection class:		
是否为变频驱动? ; with inverter drive (VFD)?			冷却方式: Cooling method:		
启动方式: Start method:			传动方式: Drive method:		
使用场所: Place of application:	<input type="checkbox"/> 户内/In door	<input type="checkbox"/> 户外/Out door	安装方式: Mounting type:		
环境温度: Ambient temperature:			特殊气候条件: Climate condition:		
海拔高度: ASL altitude:			绕组三防处理: Winding coating:	<input type="checkbox"/> 需要/Yes <input type="checkbox"/> 不需要/No	
机壳材质: Housing material:	<input type="checkbox"/> 铝壳/Aluminum	<input type="checkbox"/> 铸铁/Cast iron	前/后端盖材质: Material of end cover:		
轴材质: Shaft material:			键槽型式: Type of key slot		
电机转向: Rotation direction:			驱动端轴承要求: Bearing model (DE):		
线端标记: Terminal markings			非驱动端轴承要求: Bearing model (NDE):		
接线盒位置/材质: Terminal box position/mtrl:			螺套规格: Cable gland size:		
接线盒电缆出线朝向: Terminal box direction:			螺套材质: Cable gland material:		
热保护元件: Thermal sensor:			离心开关: Centrifugal switch:		
产品&安全认证: Product Certification:			材料认证: RM RoHS & Reach, etc.		
铭牌要求: Nameplate requirement:			电机喷漆颜色: Color of paint:		
振动水平: Vibration level:			噪声水平: Noise level:		
包装运输: Packaging & Transportation:			售后服务: Aftersales service:		
防爆等级: Explosion proof grade:	<input type="checkbox"/> 不适用/Not available		客户技术要求附件: Spec.attachment from Customer:	<input type="checkbox"/> 有/Yes, see attachment <input type="checkbox"/> 无/No attachment	
其它特殊要求: Special requirements:					

色卡 THE COLOUR SERIES

